



Communications and Publications Division (CPD) of the IFCC

Editor: Katherina Psarra, MSc, PhD

Department of Immunology - Histocompatibility

Evangelismos Hospital, Athens, Greece

E-mail: [enews@ifcc.org](mailto:enews@ifcc.org)

International Federation of Clinical Chemistry and Laboratory Medicine



N° 3 – March 2020



## In this issue

---

### EDITORIAL

- ▶ Message from the eNews Editor 4

### THE VOICE OF IFCC

- ▶ IFCC Developing Quality Competence in Medical Laboratories (DQCML) 5
- ▶ The first course on basic cytometry in Cairo, Egypt 9
- ▶ Activities carried out at WG-IANT 2014-2019 12

### IFCC: THE PEOPLE

- ▶ Welcome and thanks to the Chairs 15

### IFCC: THE YOUNG SCIENTISTS

- ▶ 3rd Conference of the Young Scientists Working Group (YS-WG SIBioC) 20
- ▶ IFCC TF-YS: Mentorship Interview 22
- ▶ IFCC TF-YS report at Asia-Pacific Congress of Clinical Biochemistry – APFCB 2019 26

### CONTRIBUTE TO THE IFCC eNEWS

- ▶ Healthcare Quality Solutions – Ready your workforce for Quality 30
- ▶ Six-month extension to apply for a 2020 Healthcare Excellence Team Award 31
- ▶ Uplifting the medical lab cybersecurity 33

## ☐ NEWS FROM REGIONAL FEDERATIONS AND MEMBER SOCIETIES

- ▶ News from the Bolivian Society of Clinical Biochemistry (SOBOBIOCLI) 35
- ▶ News from Turkey: the joint Congress of BCLF and TBS 38
- ▶ News from France: LABAC 40

## ☐ NEW IFCC MEMBERS

- ▶ Georgian Medical Laboratory Association (GLMA) 43
- ▶ Zhejiang Kuake Biotechnology Co., Ltd. 45
- ▶ Labtronic 46

## ☐ IFCC'S CALENDAR OF CONGRESSES, CONFERENCES & EVENTS

- ▶ Calendar of IFCC Congresses/Conferences and Regional Federations' Congresses 48
- ▶ Calendar of events with IFCC auspices 49

## EDITORIAL

### Message from the eNews Editor

*by Katherina Psarra*  
eNews Editor

Dear colleagues,


At the end of the second “short” month of the year, longer this year, it seems that all the countries worldwide are facing the threat of this new coronavirus. A “crown” in the name of this threat, makes it very bizarre, nearly a joke, but we should definitely try not to panic. Some of you may be doing research on it in labs, some may be helping in detecting it. Let’s hope for the better!

Don’t panic about the cyber-dangers either. Read the related article in this eNews issue to better understand and find ways to face these dangers in your everyday scientific life.

And, last but not least, on the contrary, a very important and exciting news arrived about the eJournal, our eJournal. It is already in the Scopus, thanks to the wonderful work done by the editor János Kappelmayer and the whole editing team.

Go through the news! Hopes and achievements are all there.

*Katherina Psarra*



### Postponement of the IFCC WorldLab Congress in Seoul to Fall 2020

*by Professor Maurizio Ferrari*  
IFCC President

*Professor Khosrow Adeli*  
IFCC President-Elect



We are writing on behalf of the IFCC Executive Board to inform you that the WorldLab Congress in Seoul will be postponed due to the Coronavirus concerns and worldwide travel restrictions.

A new date for the conference will be determined as soon as possible by the conference organizers, depending on the availability of the congress centre in Seoul. We are working closely with the local organizers and the PCO to select the most appropriate date and location for the congress.

A formal announcement will be circulated as soon as a new date has been confirmed.

Kind regards,

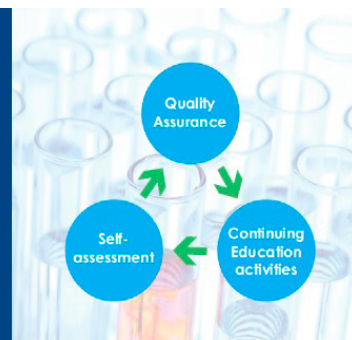
*Professor Maurizio Ferrari, IFCC President*

*Professor Khosrow Adeli, IFCC President-Elect*

## THE VOICE OF IFCC

### IFCC Developing Quality Competence in Medical Laboratories (DQCML)

Visit to Lahore, Pakistan: January 10 - 11, 2020



Education and Management Division

## DEVELOPING QUALITY COMPETENCE IN MEDICAL LABORATORIES

*by Egon Amann  
Chair, IFCC DQCML  
Annette Thomas  
Chair, IFCC C-AQ*

### INTRODUCTION

- The Pakistan Society of Chemical Pathologists (PSCP), a Full Member of IFCC, is actively involved in IFCC conferences and meetings. PSCP's current president is Prof. Dr. Aamir Ijaz.
- After initial E-Mail contacts, PSCP submitted the *Application for IFCC DQCML program* to DQCML on September 27, 2019, in order to organize a workshop. Requested topic was described as: *"Developing Quality Competence in Medical Laboratories"*. The goal and objectives of the visit was described as: *"To have interaction of freshly qualified Chemical Pathologists and Medical Technologists with foreign experts in this field. This will make their vision broader about the most important aspect of Chemical Pathology"*.
- Dr. Annette Thomas (Chair C-AQ) and Prof. Egon Amann (Chair DQCML) were confirmed as speakers

(In the end, Prof. Egon Amann couldn't make it for personal reasons; Dr. Annette Thomas conducted the workshop on her own).

- Subsequently the workshop was fixed to be held on January 10 and 11, 2020, in Lahore, at the University of Health Sciences and EXPO Center. The workshop was organized as a satellite event of the *4th Pak Health International Expo & Pakistan Society of Chemical Pathologists (PSCP) Conference*.
- Three major topics were listed in this application:
  - I. Quality Assurance (IQC & EQA)
  - II. Lab Management
  - III. Clinical Interpretation
- In order to learn more about the actual situation and issues in Pakistan Clinical Chemistry labs, Annette Thomas visited three clinical laboratories after the workshop. These laboratories were very

Article continued on next page



different in relation to size, complexity, speciality and the range of facilities available. Two were private laboratories and one a public hospital laboratory. The larger private laboratory had significantly better facilities and equipment, had a robust but developing quality management system and had recently applied for CAP accreditation.

## VISIT PROGRAM

### *Day 1: Assuring Quality in the Clinical Laboratory*

Day one was devoted to lectures and workshops. Fifty-two participants attended, including primarily Chemical Pathologists and Laboratory Managers.

For the interactive workshop “What is the best strategy to achieve compliance with QMS- and QC-requirements in the clinical laboratory” the 52 participants were divided into five groups and asked to provide the three most important issues that impacted on quality in their laboratory.

Each of the groups nominated a speaker and an interactive question and answer session with the audience and Annette Thomas ensued. Hot topics were presented by the five groups.

Some proposals to improve the general situation of Clinical Chemistry in Pakistan were discussed in the Q and A session:

#### *IQC & reagents issues*

- Work on timely supply of reagents & QC materials is needed. Additional inventory management tools and assistance from the distributors and manufacturers.
- Tighter specifications relating to the quality, stability and delivery of reagents and consumables.
- Set KPIs for manufacturers to provide quality reagents and maintenance.

#### *Training of staff*

- Training on inventory management and workload planning is required.
- Training of pre-analytical issues should also include training of other personnel, i.e., phlebotomists, junior medical staff.



Q and A session on Day 1



Participants on Day 2



Laboratory visits on Day 3 – Pathology Laboratory, Punjab Institute of Cardiology

- Training of IQC principles and planning relating to frequency, statistical analysis, trending, troubleshooting.
- Risk management awareness training

### *Pre-analytical and Post-analytical work*

- Try to optimize the processes, in particular sample handling, temperature control, and documentation.

### *EQA schemes*

- Emphasise that Laboratories need to participate in EQA schemes to improve quality and patient safety.
- Participation in international EQA schemes should enhance quality of participating labs.
- Consider creating a simple pilot programme in Lahore for laboratories that do not currently participate in any EQA Scheme.

### **Day 2: Symposium on Developing Quality Competence in Clinical Labs**

Day two was devoted to formal lectures and the continuation of the workshop discussions from Day one. 140 delegates attended, in addition to those from Day one and an additional cohort of medical technologists and trainees attended as well.

The IFCC officers expect that PSCP will utilize the lessons from the workshop to improve pre-analytical, IQC, EQA and contract management in Pakistan.

The full text including the programme of the two days, along with the Summary of possible solutions for identified issues, are available on the IFCC Website at:

[https://www.ifcc.org/media/478309/dqcmi-workshop\\_pakistan\\_amann\\_thomas\\_2020.pdf](https://www.ifcc.org/media/478309/dqcmi-workshop_pakistan_amann_thomas_2020.pdf).



Laboratory visit Day 3 – Pride Lab Clinical Laboratories



Laboratory Visits - Chughtai Lab



Laboratory visits – Laboratories opposite Services Hospital, Jail Road, Lahore





Participants on Day 1



Organizers and speakers: Dr. Annette Thomas, Chair C-AQ and DCQML Lecturer (second from the left)




## The first course on basic cytometry in Cairo, Egypt

Al-Zahraa University Hospital, Cairo – November 2019

by *Dr. Claude Lambert*  
IFCC Flow Cytometry Working Group coordinator



The 1<sup>st</sup> International Joint Conference of Al-Azhar Faculties of Medicine in Cairo (Egypt)



### 1<sup>st</sup> Course on Basics of Flow Cytometry

By: **Clinical Pathology Department, Faculty of Medicine (Girls), and Al-Azhar University**

The first course on basic cytometry was organized in **Al-Zahraa University Hospital**, Hematology department, in Cairo on 27-28 November 2019.

The course was organized by **Dr. Reham Hammad**, Hematologist, Assistant Professor at **Al-Zahraa University Hospital Cairo**.

The course was organized under the umbrella of **Prof. Dr. Tarek Salman**, Vice President of Al-Azhar University for Post-Graduate Studies and Research., **Prof. Dr. Nayera Moftah**, Dean Faculty of Medicine (Girls), Al-Azhar University and the International Federation of Clinical Chemistry and Laboratory medicine (IFCC)

The course aimed to introduce the principles of cell analysis by flow cytometry mainly for hematologic diagnosis.

The course was limited to 24 participants for pedagogic reasons. The participants were professors, assistant professors or biologists in hospitals, coming from different university hospitals throughout Egypt. Most of the participants knew little but had access to a cytometer, mainly Calibur™, Canto™, Navios™ or Cytoflex™ instruments. All had a good knowledge on hematology, leukemia and lymphoproliferative disorder classification and clinical significance.

The course included 12 hours of lectures and 4 hours of practicals.

Lectures were performed by experienced teachers:

- Dr. Claude Lambert (Immunologist, Saint-Etienne university hospital, IFCC)
- Dr. Reham Hammad (Hematologist in Al-Azhar university)
- Dr. Eman Kandil (Hematologist in National Cancer Institute)
- Dr. Mahmoud Hammad (Pediatrician oncologist in National Cancer Institute)

Article continued on next page

- Dr. Mona Alrayes (Al-Azhar) kindly volunteer to give a lecture but sadly could not for family major reasons.

The lectures addressed the following:

- Basics of flow cytometry, physics, fluidic, fluorescence, instrument settings, compensations.
- Sample preparation
- Data analysis, positive/ negative, gating strategies, statistics, reporting
- Basics for immunological analysis including T cells, B cells and dendritic cells.
- Basics for leukemia phenotyping and interpretation
- Basics for lymphoproliferative disorders phenotyping and interpretation

Course paper approval was coordinated by Dr. Ahmed Elshafei, Lecturer, Faculty of Pharmacy (Boys), Al-Azhar University.

For reasons of space limitations, only 15 participants were selected to attend the practicals; each one made one T, B, NK immune-labelling on whole blood, lysis, wash and analyzed their own sample on the cytometer from the Al-Azhar university.

The course was performed in a very intense, high quality level. Participants were highly attentive to the courses and a lot of interactions and discussions came from the audience. Courses slides and few documents were distributed in electronic pdf format at the end of the course. A certificate of attendance was delivered at the end of the course.

Satisfactory questionnaire was distributed at the end of the course and was collected anonymously. Quote was almost unanimously appreciated as excellent or very good. Only the course high density in a short period of time was the general complain. More practical work was also asked by many participants.

The course costs were limited to a minimum. All course expenses (breaks, lunch, certificates, and documents) were covered by the registration fees that were adapted to the local possibilities.



Practical activities in the lab, preparing the sample Immunolabelling of T, B NK cells for analysis on the cytometer (in next room)



Attendees in the lecture room



Speakers and attendees in the lecture room





Four speakers for the course (L-R): Dr. Eman Kandil (hematologist at National Cancer Institute); Dr. Reham Hammad (hematologist at Al-Azhar University), local organizer; Dr. Mahmoud Hammad (pediatrician oncologist at National Cancer Institute); and Dr. Claude Lambert (immunologist, Saint-Etienne University hospital, IFCC)

Most participants had no financial support for participating in the course.

Expenses were managed by the Al-Azhar University. The course and practicals were possible thanks to Al-Azhar University hospital for the lecture room and the laboratory/instrument availability.

Mr. Mohammad Fawzy helped a lot with the logistics.

The two main flowcytometry distributors were informed on the course and made a visit to the course but did not contribute financially.

**Dr. Claude LAMBERT,**  
*IFCC Flow cytometry Working Group coordinator*

*Claude Lambert*


**CHU Hôpitaux de ST-ETIENNE**  
HOPITAL NORD  
Laboratoire d'Immunologie  
*Docteur C. LAMBERT*  
42055 ST-ETIENNE Cédex 2

**CHU**  
Saint-Étienne



## Activities carried out at WG-IANT 2014-2019

*by Dra. María del Carmen Pasquel Carrera  
Past Chair WG-IANT*



Dra. BQF. María del Carmen Pasquel Carrera  
Past Chair WG-IANT

In the XXIV LATIN AMERICAN CONGRESS OF CLINICAL BIOCHEMISTRY COLABIOCLI. PANAMA 2019, Dr. María del Carmen Pasquel made the presentation of activities during the two periods of the Chair of this Ibero-American Working Group of Nomenclature and Translation (WG-IANT) that belongs to the Ibero-American Corner (RIA) of the Communications Division and Publications (CPD) of the International Federation of Clinical Chemistry and Laboratory Medicine (IFCC). RIA/WG-IANT/CPD-IFCC.

### MEMBERS

The group consists of 22 members belonging to the 12 countries of Iberoamerica: Argentina, Bolivia, Colombia, Ecuador, Guatemala, Cuba, Paraguay, Panama, Portugal, Dominican Republic, Spain and Uruguay,

during this period professionals from Panama, Dominican Republic and Portugal were included.

### MEETINGS

WG-IANT has done two meetings every year, continuously during these 6 years. In this period, they have met 11 times in Europe and America during important scientific events all sponsored by IFCC.

### LOGOS

The RIA and DIV logos were updated in 2014.

### BOOKS

12 books have been published, 11 of them free access.

### IN VITRO DIAGNOSTIC ELECTRONIC MAGAZINE (DIV)

During this period, the magazine format was changed. The electronic magazine Diagnostico In Vitro (DIV) rules were defined in this period by the group.

DiV structure presents:

- Editorial made by the Director in Chief of the magazine.
- News of scientific relevance, and news of the different scientific societies that make up the IFCC or COLABIOCLI group.
- DIV has a section for Research Articles, and 35 original articles have been published to date.
- Letters to the Director: 6 letters to the director with relevant scientific information have been published
- Another section dedicated to IFCC young scientists and everything they can get through scholarships, mentoring or tutoring with IFCC.
- Finally a section dedicated to interviews in Laboratory Medicine, which provides us with the online radio The Microscope.

*Article continued on next page*

- Back cover with the presentation of the Editorial Committee and the Editorial Committee of the Magazine.

The edition is four-monthly and has been maintained since October 2015, it is published electronically and uninterrupted, in February, June and October of each year. The 14th edition was released in February 2020.

## CONTINUOUS EDUCATION

RIA and WG-IANT have collaborated in central events with their CPD members and authorities, publicizing the ways in which IFCC facilitates continuous training and the different mechanisms it offers in educating professionals in laboratory medicine. Such scientific events were held in countries such as Ecuador, Dominican Republic, Panama, Argentina and Guatemala.

## TRANSLATIONS

The nomenclature and translation working group worked on the translation from English to Spanish of

60 videos from different areas in the clinical laboratory. There are 10 videos ready on the web with Spanish subtitles.

The translations are done using AMARA platform.

## LINKS

There are 400 links updated in RIA, of related international organizations, universities, scientific societies.

## FACEBOOK AND FAN PAGE

The group has the website Rinconiberoamericano and a fanpage with the same name.

Thanks to the entire working group for their valuable contributions, to Dr. Patrocinio Chueca from Spain for her important help in the editorial board of the magazine and to Miss Silvia Colli-Lanzi IFCC secretary for all her help in carrying out the management as Chair of the WG-IANT, I also thank the CPD and IFCC authorities that allowed me to collaborate in this position.

The screenshot shows a PowerPoint slide with the following content:

- REUNIONES DEL WG IANT**
- CONVOCATORIA No.1**
- Reunión : WG- IANT
- Evento: IFCC.WorldLab
- País: Turquía
- Ciudad: Estambul
- Lugar:
- Día y fecha: Domingo 22 de junio/ 2014
- Hora: 08h30 -12h30

Logos at the bottom of the slide include COLABIOCLI, IFCC (International Federation of Clinical Chemistry and Laboratory Medicine), and XIV CONGRESO NACIONAL DE LABORATORISTAS CLÍNICOS. A photo of the meeting participants is also visible on the right side of the slide.

First WG-IANT meeting at IFCC WorldLab, Istanbul June 2014.





Last meeting of the WG-IANT, during the XXIV Latin American Congress of Clinical Biochemistry in Panama, September 2019. Chaired by Dr. Maria del Carmen Pasquel.

## News from the IFCC Website



### eJIFCC's inclusion in Scopus

The IFCC is happy to announce that the electronic Journal of the IFCC - the eJIFCC, has been recently accepted for inclusion in Scopus.

Inclusion of the Journal in Scopus is a testimony to the significant accomplishment of the journal just in a few years. Scopus is the world's largest abstract and citation database of peer-reviewed literature.

[Read more](#)



[www.ifcc.org](http://www.ifcc.org)



Ten issues per year.

**IFCC Corporate Members receive a 25% discount on current prices.**

# ADVERTISE in IFCC eNews!

For prices, formats and any further information on how your company can gain unique access to international markets through advertising with IFCC, please email us at [enews@ifcc.org](mailto:enews@ifcc.org)



## IFCC: THE PEOPLE

### Welcome and thanks to the Chairs

#### YENICE SEDEF YENICE (TR)



Prof. Sedef Yenice

**Sedef Yenice is the new member of the IFCC Education and Management Division (EMD), Executive Committee (EC). She served as the Chair of the Committee on Clinical Laboratory Management (C-CLM) within the IFCC EMD from 2014 and completed her second term in December 2019. During Prof. Yenice's term, the C-CLM held eight successful high-quality educational workshops and five symposia in Zimbabwe, Madrid, Durban, Stellenbosch, Bodrum, Budapest, Anaheim, Marrakech, and Jaipur. In addition, the committee developed a Laboratory Leadership Training Program with well-prepared textual materials and produced four useful monographs: "Leadership Basics for Clinical**

Laboratory Professionals", "Practical Approaches to Quality Systems Set-up for Compliance with Internationally – Acceptable Requirements", "Project Management Basics for Laboratory Leaders" and "Basic Problem Solving Tools for Quality Improvement - A Pocket Guide for Laboratory Professionals". Also, the group created specific "Case Scenarios" for clinical laboratory professionals.

Under her leadership, the efficiency and the productivity of C-CLM were significantly enhanced. The focus of the education provided by the C-CLM during this time has been around the establishment of effective leadership development for laboratory leaders, the importance of managing a laboratory utilization within a quality framework and improving the utility of quality management by integrating the verification tools into the clinical laboratory practice.

She is a Professor of Biochemistry and Clinical Laboratory Medicine. She serves as Head of the Core Clinical Laboratory Services and Associate Director of Tissue Typing Laboratory at the Group Florence Nightingale Hospitals in Istanbul, Turkey and teaches at the medical school, Demiroğlu Bilim University. She undertook specialist training in Clinical Biochemistry at the Dokuz Eylül University, Faculty of Medicine, and Institute of Health Sciences, Izmir, Turkey, and doctoral research training at the Department of Research on Cellular and Molecular Biochemistry, the University of Minnesota (MN, USA) in the area of androgenic regulation of protein kinases in prostatic cell growth, then post-doctoral research training at the Department of Surgery, Western General Hospital, Edinburgh, UK, where she studied as a fellow on a research scholarship of European Urological Scholarship Foundation. She completed the Executive Management training

*Article continued on next page*


program from Mendoza College of Business, the University of Notre Dame (IN, USA). Her scientific work has been recognized through many national and international awards. She is the author of more than 150 publications in refereed national and international journals. She is the current Chair of the Turkish Biochemical Society Committee on Clinical Laboratory Management and Working Group on Quality Assurance and Laboratory Accreditation.

She has been appointed as an advisor of the Clinical and Laboratory Standards Institute (CLSI) Expert Panel on Clinical Chemistry and Toxicology and a contributor

to the CLSI Document Development Committee on Establishment and Implementation of LDTs (EP42) from 1 January 2020. She is currently involved in building a course on leadership in laboratory medicine as an author within the AACC Learning Lab for Laboratory Medicine on NEJM Knowledge+ which is an adaptive e-learning product for preparation for certification, competency assessment, and continuing medical education.

Thank you, Sedef, for your hard work and commitment to sharing your expertise and knowledge and best wishes for your new position!

## WELCOME TO PRAVEEN SHARMA (IN)



Prof. Praveen Sharma

**Prof. Praveen Sharma is the new Chair of the IFCC Committee on Clinical Laboratory Management (C-CLM).**

Prof. Praveen Sharma is a Professor and the Head of Biochemistry Department, Controller of Examinations and Dean (Research) at All India Institute of Medical Sciences, Jodhpur, India.

He has more than 40 years' experience of teaching Clinical Biochemistry and Laboratory Management.

He has over 120 research publications in various prestigious journals and has interest in Diabetes, Metabolic

Syndrome, Atherosclerosis, Antioxidants and Lead Toxicity.

He has delivered Invited Lectures at various National and International Meetings. He is a recipient of the G S Seth Medical College Oration Award (2004), Pattabiraman Oration Award (2010), Awadhesh Saran memorial Oration Awards (2013) and A.J. Thakur-ACBI award (2015) for distinguished service and significant contribution to the field of Clinical Biochemistry.

He has been awarded with merit award by Rajasthan Government in 2002.

He has been twice President of ACBI and Fellow of the Association of Clinical Biochemists of India (FACBI) and Fellow of National Academy of Medical Sciences (FAMS).

Prof. Praveen Sharma is Editor-in-Chief, Indian Journal of Clinical Biochemistry (IJCB) and Chairman, Corporate Wing of ACBI.

He has also served as member of Accreditation Committee of National Accreditation Board for Testing and Calibration Laboratories (NABL) and a NABL Assessor.

Dr. Sharma is the President of Indian Society for Lead Awareness and Research (InSLAR) and Director of National Referral Center of Lead Project India, Jodhpur.


He was the ACBI Representative to Asia Pacific Federation of Clinical Biochemistry and Laboratory Medicine (APFCB) and Chair Communication Committee of APFCB and also Chief Editor of APFCB News.

Besides he was Organizing Chairman of APFCB Congress 2019 held in Jaipur, India. He had also been the ACBI representative to the International Federation

of Clinical Chemistry and Lab Medicine (IFCC). He joined IFCC-CCLM as a full-time member in 2017. Best wishes for your new position, Prof. Sharma!

## FAREWELL MARÍA DEL CARMEN PASQUEL CARRERA (EC)

**María del Carmen Pasquel Carrera is the Past Chair of the Working Group Iberoamerican Nomenclature and Translation (WG-IANT) RIA / CPD - IFCC.**



María del Carmen Pasquel Carrera

She was appointed on April 8, 2014 as Chair of the WG-IANT and concluded her activity in December 2019. She is from Ecuador and has had professional experience as Former Assistant Professor of Biochemistry of the Faculty of Chemical Sciences. Universidad Central del Ecuador (1985-1989) (UCE).

Quality Management Systems Consultant ISO 15189, 17025, 9001. Since 2010 Dr. Pasquel is General Manager of the Specialized Analysis Center. Since 1989 and she has worked as Tutor in Quality Management Systems ISO 15189. Online COLABIOCLI / PAHO courses.

She was the President of the Organizing Committee of the XXII COLABIOCLI Congress 2015 and the President

of the Organizing Committee of more than 36 scientific events, and she has been a prolific speaker at national and international events in congresses, workshops, symposiums.

She is Regional Adviser for The Ecuador of The Wiener Lab Foundation since 2010 and “Correspondent” of Ecuador in the Online radio “The Microscope”.

Regarding education, Dr. Maria del Carmen Pasquel has a Professional Degree in Pharmaceutical Biochemistry, an Academic Degree of Dr. in Biochemistry and a Diploma in Hematology of Universidad Central del Ecuador (UCE) and she is an Internal Auditor ISO 9001: 2015 and ISO 31000: 2018 Risk Management of the European School of Excellence.

Some of the relevant scientific aspects of Dr. Maria del Carmen Pasquel, are the following: she has published research articles in international scientific journals, she has been the author of almost all the editorials of the electronic journal *Diagnostico In Vitro* and she is Past Chair of the Working Group Iberoamerican Nomenclature and Translation (WG-IANT) / RIA / CPD - IFCC.

She is Chief Director of the online scientific magazine *Diagnosis In Vitro* (DIV) of IFCC, until the issue of February 2020, Guest Editor of the e Journal IFCC scientific, International editor of the “Clinical Laboratory” magazine of Spain, Member of the Ecuadorian Accreditation Service (SAE), Consultant and Speaker of Quality and Risk Management for consultancy and training in Ecuador in the CONSULTORIA Y CAPACITACION EN ECUADOR (CONCAPEC).

Thank you María del Carmen for your commitment and great results!

*The summary of Dr. Maria del Carmen Pasquel activities as Chair of the WG-IANT is found in this issue of eNews, “THE VOICE OF IFCC” section.*



## WELCOME RAÚL GIRARDI (AR)



Raúl Girardi

### **Raúl Girardi is the new Chair of the IFCC Working Group Ibero-American Nomenclature and Translations.**

Dr. Girardi was born in Mar del Plata, Buenos Aires, Argentina. He graduated in Chemistry at the Faculty of Exact Sciences of the National University of La Plata and Biochemistry at the Faculty of Exact Sciences of the National University of La Plata.

Currently he is the Director of the External Quality Assessment Program (PEEC) of the Argentine Biochemical Foundation, and the Director of the Laboratory of Reference and Standardization in Clinical Biochemistry (LARESBC) of the Argentine Biochemical Foundation.

He is Professor of Clinical Chemistry, at the Faculty of Exact Sciences (UNLP) and of Biochemical Practices at the Faculty of Exact Sciences (UNLP), professor of Quality Assurance in Clinical Biochemistry, Biochemistry Career at the Exact Faculty of Science Laboratory Management Specialization, Buenos Aires University (UBA).

Dr. Girardi is also a member of the Committee for Traceability in Laboratory Medicine (C-TLM) of the IFCC, a member of the Consensus Committee for Primary Diagnosis of Chronic Renal Disease of the Argentine Society of Nephrology (SAN), a member of the Comprehensive Approach Program for Kidney Diseases (PAIER) and serves as member of the Standards Committee of the Argentine Institute of Standardization (IRAM) on Reference Systems and Reference Materials.

Congratulations to Dr. Girardi for his new role as Chair of the IFCC Working Group Ibero-American Nomenclature and Translations (WG-IANT).

## News from the IFCC Website

### 2019 02 26 Diagnóstico in Vitro - February 2020



Enjoy the contents of the new DIAGNÓSTICO IN VITRO February issue. El número comienza con la editorial de la Dra. Maria del Carmen Pasquel, directora del DiV y sus saludos y felicitaciones al nuevo Chair del Grupo de Trabajo de Iberoamerica de Nomenclatura y Traducción (WG-IANT), dr. Raúl Girardi - Argentina, para el periodo enero 2020 hasta diciembre 2022.

Lee todas las novedades y noticias, los artículos científicos, la carta al director, la sección dedicada a los jóvenes científicos IFCC y no olvides la entrevista “El Microscopio”. In this issue the IFCC WG-IANT confirms its commitment to advance excellence in laboratory medicine for better healthcare worldwide in Latin America.

[Read more](#)



maine  
standards

Providing More



# LINEARITY AND CALIBRATION VERIFICATION FOR CLINICAL DIAGNOSTIC ANALYZERS

## EASY.

VALIDATE® test kits use human-sourced raw materials, where available, and require no reconstitution.

- Liquid, ready-to-use solutions are supplied in multi-use dropper bottles for easy dispensing.
- Order once per year with extended open-vial stability and sufficient volume for 2+ verification cycles.

## FAST.

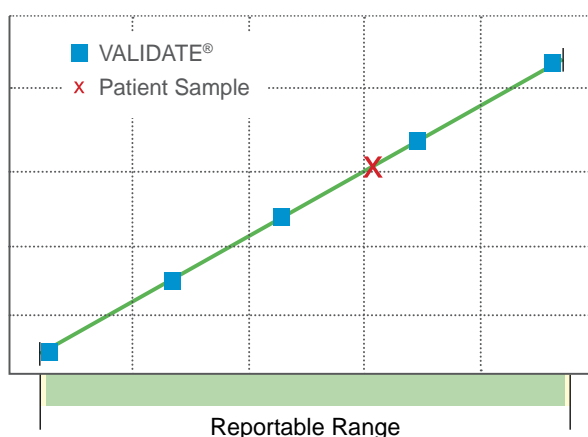
VALIDATE® test kits increase productivity, reducing the need for sample preparation and manual dilutions.

- Levels 1 - 5 are prepared according to CLSI's EP06-A guideline.
- Fulfill CLIA '88, CAP, ISO 15189, COLA, JCAHO, JCI and other accreditation and regulatory requirements.

## EFFICIENT.

Together with our MSDRx® software, VALIDATE® provides a comprehensive calibration verification assessment.

- Instrument-specific configurations maximize range coverage and minimize dilutions.
- Use for installation, preventative maintenance and troubleshooting of reagents, QC and calibration.



**VALIDATE®**  
Easy • Fast • Efficient

We are so certain you will find value in VALIDATE®, all products come with a 100% satisfaction guarantee.



1.207.892.1300 or 1.800.377.9684



MSC.Sales@LGCGroup.com

Science for a safer world

© LGC Limited, 2020. All rights reserved.

## IFCC: THE YOUNG SCIENTISTS

### 3rd Conference of the Young Scientists Working Group (YS-WG SIBioC)

#### Novel targets and new technologies: from bench to bedside



Prof. Sergio Bernardini, President of Italian Society Clinical Chemistry (SIBioC) opening the Conference

The 3rd annual Conference of the Young Scientists Working Group of the Italian Society of Clinical Chemistry and Laboratory Medicine (YS-WG - SIBioC) has been held on 20 December 2019 in Rome at Tor Vergata University, under the auspices of the SIBioC, the European Federation of Clinical Chemistry and Laboratory Medicine (EFLM) and the International Federation of Clinical Chemistry and Laboratory Medicine (IFCC).

The theme of the Conference was *“Novel targets and new technologies: from bench to bedside”*.

*by Giulia M. Sancesario*

*Past Chair WG-IANT*

*Co-Chair IFCC TF-YS*

**Marco Perrone**

*Executive Board SIBioC YS WG*

The first session focused on the impact of novel technologies on prevention, care and diagnosis.

The fascinating lecture by Prof. Bernard Gouget on “Mobile and eHealth” illustrated the application of Artificial Intelligence, learning machines, wearable devices and much more, to move forward in a novel scenario for care and prevention.

Dr. Laura Conti talked about the Biobanks, which can be one of “the ten ideas changing the World right now”, citing a definition of the Time Magazine. Biobanks can indeed represent a great opportunity and resource for the scientific research, facilitating the progress of translational and precision medicine.

Then, the talks by Alessandro Sturaro and Andrea Gentile focused on the development of algorithms and Computer aided diagnostics, and of new tools and Apps to support health prevention.

The second session was on “Novel targets and discoveries in the laboratory of cardiovascular disease”.

Prof. Francesco Romeo talked about a multidisciplinary approach to the pathogenesis of atherosclerosis introducing the role of immunity.

New diagnostic and molecular tools in Cardio-laboratory have been reported by Prof. Aldo Clerico and Dr. Marco Perrone.

Prof. Ali Wahid, from India, presented his studies on the molecular mechanisms of atherosclerosis, in

*Article continued on next page*



particular on the role of miRNA and small molecules signaling, carried out in part during the IFCC Exchange Program in 2016 at the University of Rome Tor Vergata, Italy.

The last session was joint with the “IFCC Task Force for YS”, organized with the Chair of IFCC Task Force-YS Prof. Pradeep Kumar Dabla and focused on the perspectives of young Scientists in the new decade.

Dr. Manel Chaabane, the corresponding member of the Tunisian Society, talked about the role of the Scientists in clinical setting, while Dr. Gabriel Lima Oliveira, described his personal experience during his PhD fellow from Brasil to the University of Verona, mentioning the publication of a collective book with his research articles.

Finally, Dr. Cecilia Napodano and Dr. Serena Nannini presented a “white book” with the results of a survey on education and work of young specialists in laboratory medicine in Italy. This “white book” represents a picture on the education and professional perspectives for YS and residents in Italy.

The 3rd annual Conference of SIBioC YS has been organized by the Executive Board of YS-WG under the direction of the SIBioC President, Prof. Sergio Bernardini. The participation at the conference of residents, fellows and young scientists was supported by Travel Grants offered by SIBioC and by Companies

to promote the participation of young scientists and specialists in the Society activities, the formation of new networks and collaborations at national and international level, thanks to the cooperation with the IFCC TF-YS.



(L-R): Giulia Sancesario (Chair SIBioC YS-WG and member IFCC TF-YS); Manel Chaabane (YS corresponding member of the Tunisian Society); Bernard Gouget (member of IFCC); Ali Wahid (Indian Society)



Lecturers and chairs of the Conference (L-R): Manel Chaabane, Gabriel Lima Oliveira, Ali Wahid, Bernard Gouget, Giulia Sancesario, Sergio Bernardini, Marco Perrone, Massimo Pieri, Umberto Basile, Valeria D'Argenio

# Mentorship INTERVIEW

**Presented by IFCC Young Scientists Task Force**

**AN INTERVIEW WITH PROF. CAVALIER (THE MENTOR) AND DR. ERIC YAYO (THE MENTEE)**

Dr. Cavalier is currently Professor of Clinical Chemistry at the University of Liege, Belgium, and the Head of the Department of Clinical Chemistry of the University Hospital of Liège (CHU de Liège). He is also the President of the Royal Belgian Society of Laboratory Medicine, and Chairman of the IFCC Committee on Bone markers. His research topics mainly focus on bone and phosphocalcic metabolism (his PhD was on parathyroid hormone) and renal function. He is a member of the Board of different clinical scientific societies such as the International Osteoporosis Foundation, and the European Renal Association – European Dialysis and Transplant Association.

## How They Met

Responding to the question, as to how Dr. Eric Yayo met his mentor, he noted:

I first learned of the work of my esteemed mentor, Professor Cavalier, while I was performing a bibliography review for my own research. I came across many of the fascinating articles he co-authored in collaboration with Professor Pierre Delanaye. So, I reached out and asked him if he could share some experience with me, and to my delight, he spontaneously accepted. This collaboration transformed my personal and professional development through the sharing of his vast knowledge, expertise and experience. It continued with the completion of a joint PhD agreement between the Universities of Liège and Abidjan.

Prof Cavalier was also my promoter at the University of Liège. Even now, after our first association back in 2015, Professor Cavalier continues to support my academic pathway to teach and conduct research in my home town of Abidjan in the Public Hemodialysis Center of Côte d'Ivoire Hospital, and the University Felix Houphouët-Boigny. At the hospital, I am responsible for the clinical laboratory. In our lab, we provide biological testing for patients suffering from chronic kidney diseases (CKD) as well as for hemodialyzed patients. At the University, I am a senior lecturer, and I teach biochemistry to students in pharmaceutical sciences. Professor Cavalier unwavering support not comes in many forms, and on top of that, I know that I can always have a friendly, enlightening discussion with him. And of course, I always have questions.

## Background

When asked about his background, Dr. Yayo stated: "My background comprised training as a Pharmacist with specialization in Laboratory Medicine (University Houphouët-Boigny, Abidjan), and I undertook a PhD in Biomedical and Pharmaceutical Sciences at the University of Liège, Belgium.

## How His Mentorship Impacted His Career

When the subject of how his mentorship has impacted his career in biochemical and



**Mentor: Dr. Etienne Cavalier**  
President,  
Royal Belgian Society of  
Laboratory Medicine  
Chairman,  
IFCC Committee on  
Bone Metabolism (C-BM)  
Head, Department of Clinical  
Chemistry  
*University of Liège*

**Mentee: Dr. Eric Yayo**  
Director of Laboratory  
Public Hemodialysis Center  
of Côte d'Ivoire  
University Felix  
Houphouët-Boigny

Interview conducted by:  
**Joe El-Khoury, PhD, DABCC, FAAC**  
Core Member IFCC-TFYS  
Assistant Professor of  
Laboratory Medicine;  
Director, Clinical Chemistry, Laboratory  
Medicine;  
Co-Director, Clinical Chemistry  
Fellowship Program  
Yale New Haven Health

# Mentorship INTERVIEW

"Prof. Cavalier has been and remains an excellent mentor for me. It is a chance to benefit from his human and scientific qualities: simplicity, availability, scientific rigor, motivation, promotion and empowerment of the members of his team."

- Dr. Yayo

pharmaceutical sciences, Dr. Yayo remarked:

Incredibly! It has positively supported my aspirations, and broadened my horizons in what I have done, and continue to do. It has also made me more determined to be successful. I consider my relationship with Professor Cavalier, very fruitful and profoundly enriching. In the beginning, it was rather academic, mainly focused on training by observation, and orientation to the research work. Gradually however, with the high quality of the coaching, we have evolved towards sharing our experiences with support and help in the realization of research projects. Today, we are continuing to work on a collaboration that is being strengthened over time with new joint projects.

## The Mentor's Perspective

Being a mentor, and having mentored different students (trainees in clinical chemistry, PhD students, students in pharmaceutical and/or biomedical sciences and lab technicians), for about 15 years, Dr. Cavalier has a different point of view from his mentee, Dr. Yayo. When deliberating on the most valuable aspect of this mentor and mentee relationship, he remarked: "Without any doubt, it is the human adventure that starts at the early beginning of the relationship and that goes on afterwards."

To this, Dr. Yayo noted: "Prof. Cavalier has been and remains an excellent mentor for me. It is a chance to benefit from his human and scientific qualities: simplicity, availability, scientific rigor, motivation, promotion and empowerment of the members of his team."

Dr. Cavalier then responded to how the mentorship program can help young scientists and laboratorians in their career. He noted: "Unfortunately, I have no personal experience with the mentorship program, but any program facilitating the exchange of students or helping people to get experience from abroad, especially they come from an emerging country like Eric, is important." And when reflecting on how young scientists seek out their mentors, Dr. Cavalier remarked: "I guess it is on the scientific reputation of the mentor, in the research domain that the mentee wants to explore."

## Invaluable Guidance

When asked to name several projects, and how Dr. Cavalier helped to guide him in accomplishing his projects. Dr. Yayo stated:

We worked on the determination of glomerular filtration rate (GFR) in African black individuals with a reference method (iohexol clearance); as well as on the evaluation of the performances of GFR estimation formulas in black Africans. The protocol validation was designed by Professor Cavalier. I was able to help by performing the technical data analysis in the service of Professor Cavalier,



# Mentorship INTERVIEW

“Laboratory medicine is nothing without clinical interactions. Get out of the lab and meet clinicians, participate in their staff meetings, and maybe consultations. This will dramatically increase your knowledge, and build a good relationship with clinicians, who will also see the lab differently, and finally, will help to give you ideas for nice studies!”

– Dr. Cavalier

benefiting from the equipment, materials and inputs required. He has reviewed the scientific articles resulting from these studies.

In addition, we have been working on a study involving parathyroid hormone (PTH) and vitamin D (before and after supplementation), in healthy Ivorians and dialysis patients. In this study, vitamin D was provided by Professor Cavalier, as well as the management of sample shipment in Liège (which is relatively expensive). I also had the opportunity to co-host international IFCC congress sessions on these topics, with Prof. Cavalier. Currently, we are working on a platform comparison project of PTH and vitamin D between the equipment used in our respective departments (CHU Liège vs Public Dialysis Center in Abidjan).

## Research Activity & Published Work

Dr. Yayo notes: “My research activity is focused on: methods of determination of Glomerular Filtration Rate (GFR) and exploration of mineral-bone disorders in patients suffering from CKD. Cardiovascular pathologies. I am proud to say that we have published some of our results in various journals, including *Clinical Chemistry and Laboratory Medicine*, *Nephrology Dialysis Transplantation* and the *Annales of Biologie Clinique*.

## Common Challenges Faced by Young Scientists

Putting the spotlight on these common challenges, Dr. Cavalier stated that:

From a personal perspective, I would say money to travel and stay in a country which is probably more expensive than the one they live in, and being far from their relatives for a quite long period of time. From a professional one, the lack of immediate credibility, and the difficulty to publish papers in good journals. Also, some pressure to have papers accepted to obtain their PhD thesis in a quite short period of time.

## The Advantages of Having a Mentor

When asked more about these advantages, Dr. Yayo notes:

There are many benefits in working with a mentor. This relationship allows the mentee to benefit from the mentor’s vast experience and scientific rigor, and empowers him or her to learn how to find one’s way in scientific research; and to benefit from the mentor’s guidance and reputation in the field. It also allows the exchange of experiences with the other members of the mentor’s team.

# Mentorship INTERVIEW

## How to be a Good Mentor & Maintain a Good Relationship

Professor Cavalier states that:

A good mentor must possess a lot of empathy, besides his scientific skills. Also, he must remain humble and accessible, and should not put too much distance between himself and the mentee. He must be sometimes very patient, and accept that the mentee builds his/her own experience. He must also give clear directions to help the mentee get in the right direction. A true mentor-mentee relationship will last if the mutual respect is present, and especially if this relationship can turn into a friendship.

## Advice to Potential Mentees

When considering the advice that he can give to his peers, who are also interested in seeking out mentors such as Dr. Cavalier, Dr. Yayo remarked: "Based on my experience, I think that anybody looking for a mentor should first target researchers who are resource specialists in their research field. The candidate mentee should also actively participate in congresses and scientific meetings pertaining to their research topics. Then, they should present the work that they have already accomplished, and put forward details about what they would like to do, and the difficulties they have faced in their research work. Further, if an opportunity arises, they should seize it and work on it with the greatest seriousness and the greatest scientific honesty."

## IFCC TF-YS report at Asia-Pacific Congress of Clinical Biochemistry – APFCB 2019

November 17-20, 2019 – Jaipur, India

*by Dr. Pradeep Kumar Dabla  
Past Chair, IFCC-TFYS*

**17th-20th Nov 2019, Jaipur, India:** The **15th APFCB Congress**, organised at Jaipur, India concluded with informative scientific programme ranges from scientific meetings, plenary lectures, symposia and workshops to Lab expo. Congress was organized at state - of - the - art Jaipur Exhibition & Convention Centre and joined by hundreds of world renowned experts from India & abroad. Jaipur is also known as “Pink City” and situated in the royal deserts of the Rajasthan state.

**IFCC-TFYS** was able to continue its education programs with continuous support of senior members APFCB, IFCC & ACBI with special mention to the Organizing Chairperson Prof Praveen Sharma. On pre-congress day

17th Nov, the joint interactive workshop was conducted by IFCC-CCLM & IFCC-TFYS titled **“Building Tomorrow’s leaders by the young generation”**. The workshop was intended to assist young scientists in developing their own strategies for leading in the rapidly evolving laboratory medicine environment. Thus, delivering informative & encouraging talks by Prof Edward Randell (Evolving into an Effective Leader: Key strategies that make a difference), Prof Praveen Sharma (Critical Thinking: Building Good Judgement), Prof Pradeep K Dabla (Leadership & Team Development: Success Together) & Prof Sedef Yenice (Promoting Future Leaders of Laboratory Medicine).



17th Nov 2019, Workshop by IFCC-CCLM & IFCC-TFYS entitled “Building Tomorrow’s leaders by the young generation”

*Article continued on next page*





IFCC TFYS Functional Meeting 2019



26th Nov 2019, IFCC-TFYS symposium entitled “Clinical Chemistry to Clinical Laboratory Science - Future Challenges”

“3 Young Scientists” for travel awards and each Award consisted of a certificate & amount value of the sum SGD-1000 presented at APFCB ceremony. Though not limited, APFCB 2019 presented with tens of Awards & Bursaries supported by IFCC, APFCB, ACBI for young scientists to join congress from different countries.

IFCC-TFYS conducted its annual functional meeting at APFCB congress discussing important projects of the Task Force, current scenario and future prospects to formalise strategy for programmes 2020. APFCB congress 2019

On 26th Nov, IFCC-TFYS organized a symposium entitled “**Clinical Chemistry to Clinical Laboratory Science - Future Challenges**” Chaired by Prof. Maurizio Ferrari, President IFCC & Prof. Pradeep K Dabla, Chair IFCC TFYS. It was intended to discuss recent trends and challenges in relation to laboratory management, technical developments and educational changes. It included refreshing self experience & point of view by young colleagues namely Dr Marie Lenski (Changing Lab Environment- Perspective from Young Scientist), Dr Santiago Fares Taie (Are we prepared? How can we do it?- Step to the Future), Dr Ashlin Rampul (Core Laboratory Concept), & Dr Joe El-Khoury (Bringing Your Lab to the Operating Room).


IFCC-TFYS was able to bring “**IFCC TFYS Snibe Travel Awards**” at APFCB 2019 with the generous support of Snibe. It helped “3 Young

offered an amazing platform to young scientists for meeting colleagues and sharing experience by means of educational and social gathering. We enjoyed Indian culture with appealing traditional Indian food.

IFCC-TFYS is thankful to all senior members and authorities for this unconditional support to young scientists for joining this academic feast. TFYS has also planned to organise first of its own kind **“Young Scientist Forum”** at **“IFCC WorldLab Seoul 2020”** for participation, networking & education supported by IFCC-EB. Looking forward to meeting you at WorldLab Seoul 2020.



Functional meeting IFCC-TFYS 2019



26th Nov 2019, IFCC-TFYS symposium entitled “Clinical Chemistry to Clinical Laboratory Science - Future Challenges”





# UNIFY FOR SOMETHING GREATER



**UNIVANTS™**  
OF HEALTHCARE EXCELLENCE

The **UNIVANTS** of Healthcare Excellence Award program celebrates teams who have achieved measurably better outcomes in healthcare.

If you are a team of **UNIFIERS** who have applied **AVANT-GARDE** approaches to achieve better healthcare outcomes, **learn more and apply at [UnivantsHCE.com](https://UnivantsHCE.com)**.



IN PARTNERSHIP WITH



INSTITUTE OF HEALTH ECONOMICS



Healthcare Quality Solutions – Ready your workforce for Quality



## Healthcare Quality Solutions – Ready Your Workforce for Quality

**Stephanie Mercado, CAE**

Chief Executive Officer and Executive Director  
NAHQ

The National Association for Healthcare Quality (NAHQ) partnered with Abbott Diagnostics to join the International Federation of Clinical Chemistry and Laboratory Medicine and other leading healthcare organizations, to offer the UNIVANTS of Healthcare Excellence Award, a prestigious program that recognizes and inspires measurable better healthcare through UNITY and AVANTE-GARDE strategies involving laboratory medicine.

Educating others to achieve higher quality care with better outcomes at lower cost is a priority for NAHQ, which according to Stephanie Mercado, CEO, begins with aligning people, infrastructure and technology. “It’s time to leverage quality and employee engagement as a business strategy.” Mercado says.

That is why NAHQ supports the UNIVANTS of Healthcare Excellence Award as cross-functional teams are recognized for collaborative and transformational healthcare delivery which ultimately, improves care for patients across the globe.

### SECURING SENIOR LEADERSHIP BUY-IN

While senior executives are eager to improve quality, they often need more information before increasing investments in quality-driven workforce initiatives. Action often requires data and a call-to-action.

#### *Articulate the problem*

A 2018 Global Healthcare Alliance study found that organizations that report readiness to move towards value-based care models, tend to lack systems and processes to make the shift happen. The reason: Healthcare leaders often lack a consistently coordinated, competent healthcare quality workforce to deploy quality competencies while also lacking systems at the implementation level to achieve value. Translating the purpose, goals and objectives into results requires a competency-based workforce.” A new NAHQ report, *Key Workforce Competencies for Quality-Driven Healthcare*, provides opportunity for quality professionals to self-assess readiness in order to help their organizations succeed with value.

### Identifying solutions

There is often confusion between competency-based training and other training solutions. Competency-based training focuses on a standard toolset in which healthcare quality professionals can draw upon to solve a myriad of acute issues. The [NAHQ Healthcare Quality Competency Framework](#) involves competency-based training and sets specific job requirements and capabilities across eight domain areas and 29 competency statements. The competencies apply to all settings across the continuum and offer a career development path. Investments in training and education will advance quality professionals' capabilities, in both foundational responsibilities as well as new areas that are increasingly critical to improving value and remaining competitive.

### Show results

Many pioneering healthcare organizations have leveraged their investment in quality competencies to improve care while delivering impressive financial benefits. One example is Universal Health Services (UHS),

an integrated delivery network of 27 acute care hospitals and more than 320 behavioral health facilities in the U.S., Puerto Rico and the U.K. UHS sought to improve upon its mission of providing superior quality healthcare services with full appreciation that leadership and a skilled workforce were critical.

Despite diverse care settings, medical and related services, geographies, patient populations and other variations, UHS was able to standardize performance measurements across the system. Their effort transformed health system performance, while improving patient outcomes, elevating health quality and reaching service excellence.

*Learn more about NAHQ including How to Make Quality a Growth Strategy here:*

<https://www.qualitydrivenhealthcare.org/solutions-report-series>.

*To learn more about the UNIVANTS of Healthcare Excellence Award, visit the program website at:*

[www.UnivantsHCE.com](http://www.UnivantsHCE.com).

## Six-month extension to apply for a 2020 Healthcare Excellence Team Award



Eight leading healthcare organizations have collaborated for the UNIVANTS of Healthcare Excellence Award, a prestigious and annual award program that honors integrated clinical care teams who have achieved measurably better healthcare performance.

The program was created in 2018, inspiring teamwork across healthcare silos with a call to action to “unify” across disciplines, while maximizing the value of laboratory medicine in measurable and “avant-garde” ways.

Last year, three winning teams were selected for the program's highest honor with nine additional teams also recognized with program distinction for outstanding achievements in healthcare excellence. More details about all twelve best practices can be found on the program website at [www.UnivantsHCE.com](http://www.UnivantsHCE.com).

This year, the original deadline for 2020 award applications was February 28th, 2020. **The February deadline however was recently extended by 6-months, ensuring more time for applicants to submit nominations by the new deadline of August 31, 2020.** This extended timing was announced shortly after the program also communicated additional opportunities for applicants to win regional award distinction, in addition to the top global awards.

*Article continued on next page*

★ ★ ★ ★ ★  
**BEST IN AREA**  
**AWARDS**  
**UNIVANTS of Healthcare Excellence**

Honoring TOP AREA integrated clinical care teams who have achieved measurably better healthcare performance by unifying across the care continuum and applying avant-garde approaches to advance healthcare.

**NORTH AMERICA    EUROPE    ASIA PACIFIC**  
**MIDDLE EAST/AFRICA/TURKEY    LATIN AMERICA/CARIBBEAN**

---

The UNIVANTS Program announces new AREA awards with an expanded deadline of August 31, 2020 for 2020 Applications

Thus, more opportunities exist for award recognition in 2020, including the following area awards:

- ➔ “Best in Asia Pacific”, “Best of Europe”,
- ➔ “Best of North America”,
- ➔ “Best of Latin American and the Caribbean”, and
- ➔ “Best of Africa, Middle East and Turkey”.

Details pertaining to the minimum criteria needed for award eligibility can be found at [www.UnivantsHCE.com](http://www.UnivantsHCE.com). However, key criteria, include the use of laboratory data into clinical practice to transform and advance healthcare.

The advancements are measured via key performance indicators (KPIs), with as at least one KPI required across each the following four stakeholders: patients, payor, clinicians and health systems. Representative examples of successful best practices can be found on the website and used as valued resources to begin local best practice with similar success.

The award scoring is independently assessed by world leaders across healthcare disciplines including lab medicine (championed led by IFCC and AACC), healthcare quality (championed by NAHQ), health information management systems (championed by HIMSS), healthcare economics (championed by IHE), healthcare management (championed by EHMA) and patient centric care (championed by Modern Healthcare). All 7 of these organizations have partnered with program founder, Abbott Laboratories, to inspire and celebrate transformational medicine.

Applications for the 2020 healthcare excellence awards have begun and will be considered for program recognition if received by the new award deadline of August 31st, 2020. The time is now to maximize this expanded opportunity to share a best practice in your region the highlights the power of laboratory medicine in achieving measurable benefits for patients, payors, clinicians and health systems.



## Uplifting the medical lab cybersecurity



Bernard Gouget

*by Dr. Bernard Gouget*

*Chair, IFCC Committee on Mobile Health and Bioengineering  
in Laboratory Medicine (C-MHBLM)*

*Past-Chair, IFCC Nominations Committee (NC)*

*Co-Chair, IFCC TF on History  
SFBC-International Committee*

*President - Healthcare Division Committee - Comité Français  
d'accréditation (Cofrac)*

Digital transformation in Lab Medicine and healthcare is the new reality and Internet of Things (IoT) is at the forefront of that transformation. We are more and more familiar with the daily digitalized operations and the interconnected world from personal devices to more complex systems in healthcare and other industry business. A huge amount of devices and machines generate and exchange massive amounts of data. Using these data to make intelligent medical decisions is crucial. With the increased use of data, the vulnerability increases. Medical diagnostics is one of the fields in which Internet and AI-based technologies are into widespread use.

Biomedical devices are increasingly connected to the Internet, laboratory/hospital networks, and other medical devices to provide features that improve health care efficiency. These same features also increase the risk of potential cybersecurity threats. Cybersecurity can be defined as the protection of internet-connected systems, including hardware, software and data, from cyberattacks. In a computing context, security in Information Technology (IT) is the defense of digital information and IT assets against internal and external malicious and accidental threats. Information security, which is designed to maintain the confidentiality, integrity and availability of data, is a subset of cybersecurity.

Threats to IT security can come in different forms. A common threat is malware, or malicious software, which may come in different variations to infect network devices, including: ransomware, spyware, viruses. Ransomware, coupled with an expanded attack surface are among the top security concerns. According Nathan Eddy, technology freelancer from Berlin, a troubling new trend is to attack automatic software and firmware update systems. A good example was, last March 2019, the Operation "ShadowHammer". The hackers exploited weaknesses in the software

pipeline and used software updates to push malware onto victims' computers. These trending risks are particularly important due to the proliferation of new medical technologies and because often with these technologies are higher the stakes. Cyberattacks will become more frequent and indiscriminate.

The "zero trust" approach would emerge as a key strategic approach. An IT security model requires strict identity verification for every person and device trying to access resources on a private network, regardless of whether they are sitting within or outside of the network perimeter. The interoperability coupled with increasing consolidation activity in healthcare are larger driving factors that attackers will exploit. The healthcare sector is especially vulnerable due to the need for timely access to biological and medical data for diagnosis and treatment as well as because the amount of sensitive data being collected. Shortly, cellular 5G technology will allow a much larger proliferation of IoT medical devices and the security implications of this are enormous. With the introduction of many centralized or decentralized instruments introduced to hospital networks, the ability to monitor, patch and secure devices becomes exponentially more difficult. The increasing complexity of connected

equipment significantly raises the stakes with respect to failures in different medical and laboratory areas (robotics, monitoring, etc...)

Cybersecurity is continually challenged by hackers, data loss, privacy, risk management and changing cybersecurity strategies. Nothing currently indicates that cyberattacks will decrease. Moreover, with an increased number of entry points for attacks, more strategies for securing digital assets are needed to protect networks and devices. One of the most problematic elements of cybersecurity is the continually evolving nature of security risks. As new technologies emerge and existing technology is used in new or different ways, new avenues of attack are developed as well. Keeping up with these continual changes and advances in attacks and updating practices to protect against them is always challenging. This also includes ensuring that all the elements of cybersecurity are continually changed and updated to protect against potential vulnerabilities.

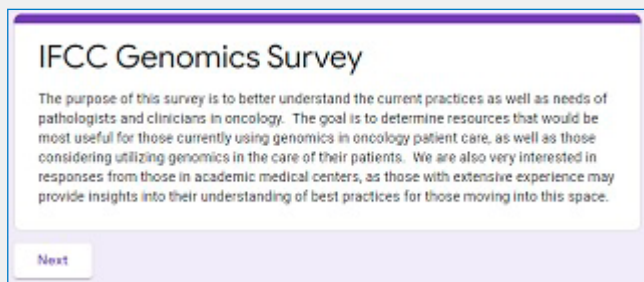
Artificial intelligence (AI) applications in healthcare are all the rage now, and so are cybersecurity threats. Cybersecurity seeks to protect data, ideas, innovations, research and processes. It is challenging to understand

how AI is being applied and how AI, machine learning and deep learning techniques can augment cybersecurity. Some of the cyberattacks have become more sophisticated through the use of AI to get past cyber defenses. AI applied to cybersecurity can provide security professionals with an augmented ability to protect endpoints, data, and networks and to quickly and cost effectively stop intrusions or even prevent them before they happen.

Cybersecurity is multifaceted. Protecting a health structure, a medical laboratory, a hospital or a business company is very complex. The problem with networks, clouds, computers, and connected devices is that people use them. First, the best cybersecurity includes automatically well trained users and an integrated cybersecurity into the phase of software development to avoid malicious attacks because the vulnerabilities. Obviously, both Artificial Intelligence and Cybersecurity are broad fields, and Cybersecurity is one of the greatest challenges of our generation over the next decades. Threats and vulnerabilities cannot be eliminated, therefore, reducing cybersecurity risks is especially challenging and requires awareness, continuous vigilance, and a consolidated response from everyone involved.

## News from the IFCC Website

### IFCC WG-GCP Survey for Genomics in Oncology is still open



The ETD Working Group for Guidance for the Implementation of Custom-made Genomic Panels (WG-GCP) invites you and your colleagues to complete the IFCC Genomics in Oncology Survey.

The purpose of the survey is to better understand the current practices and needs of both pathologists and clinicians working in oncology.

We are especially interested in responses from those institutions with limited experience who are considering moving into genomic testing in oncology. We are also seeking responses from those with genetics experience, to build a guide of best practices for those moving into this space.

[Read more](#)

Complete the survey at the following link: <https://forms.gle/E6rocHtwcnW965rQ6>.

## NEWS FROM REGIONAL FEDERATIONS AND MEMBER SOCIETIES



### News from the Bolivian Society of Clinical Biochemistry (SOBOBIOCLI)

#### Official headquarters in the city of Cochabamba

*by Dr. Álvaro Justiniano Cortez*

*Member, WG IANT and Task Force Young Scientists IFCC*

With the participation of delegates from eight departments of Bolivia and convening of the National Executive Committee of the BOLIVIAN SOCIETY OF CLINICAL BIOCHEMISTRY (SOBOBIOCLI), in the city of Cochabamba under an atmosphere of joy for the commemoration of the 50 years of creation of our entity. The First National Consultative Meeting was carried out and subsequently the Protocolary and Honor Cocktail ceremony in honor of the 50th anniversary of the foundation of our national entity and inauguration of the offices of the parent entity of the professionals dedicated to the clinical laboratory and laboratory medicine in Bolivia.

The act highlighted the work done by Dr. Álvaro Justiniano Grosz, who led this long-awaited achievement of having our own offices, also pondering his tireless work in the professional and academic field, setting clear objectives for the collective and individual development of our profession.

National and local authorities of the city of Cochabamba, Ministry of Health, medical professionals, representatives of professional institutions, presidents of the Colleges of Biochemistry and Pharmacy of Bolivia of the departments of Bolivia and the Departmental Subsidiaries of our entity, the Former Presidents of the Bolivian Society of Clinical Biochemistry



Protocol to commemorate the 50th Anniversary of the creation of the Bolivian Sociedad De Bioquímica Clínica. International, national and local authorities. Cochabamba – Bolivia, January 2020

*Article continued on next page*



(SOBOBIOCLI), who received two awards for their contribution to the strengthening of our entity in its 50 years of institutional life participated as well. It should be underlined that the participation of all the Executive Committee of the LATINAME CONFEDERATION RICANA OF CLINICAL BIOCHEMISTRY (COLABIOCLI) enhanced the present act.

At an important time for the institutional life of our entity, the progress of the BOLIVIAN PROGRAM OF CONTINUOUS EDUCATION (PROBOECO) that is carried out in agreement with the Argentine Biochemical Foundation and under the auspices of IFCC, COLABIOCLI, the preparation of the manual has emphasized Laboratory Accreditation that will allow in the future to have the BOLIVIAN LABORATORY ACCREDITATION PROGRAM (PROBOACRELAB).

The need to resume THE EXTERNAL QUALITY ASSESSMENT PROGRAM (PEEC) and its consolidation in our country was emphasized, since everything is currently done with materials purchased by suppliers from other countries.

An important issue is that the leadership of the BOLIVIAN SOCIETY OF CLINICAL BIOCHEMISTRY (SOBOBIOCLI), must be recognized by the authorities of the Bolivian Ministry of Health both nationally and locally, so that the experience of our entity and the professionals members, help to develop the regulatory frameworks in the work of clinical laboratories in Bolivia, as well as revitalize the role of the Biochemistry professionals working in clinical laboratories who are indispensable in the multidisciplinary health team.

Achieving this new recognition of the Laboratory professional also involves other professionals, who work together with the authorities of the training bodies of Biochemical professionals, that is, the Universities, who are



Recognition to the Former Presidents of the Bolivian Society of Clinical Biochemistry.  
(L-R): Dr. Luis Gallo, Dr. Nancy Belmonte, Dr. Hortencia Carrasco, Dr. Nelly Blades, Dr. Álvaro Justiniano Grosz, Dr. Dante Yáñez, Dr. Beatriz Melgarejo



Growth by Work Performed as President  
to Dr. Álvaro Justiniano Grosz - Delivery of plaque;  
Dra. Alina Arteaga, de Santa Cruz Departmental Subsidiary

responsible for curriculum letters and according to current requirements, are forming qualified human resources with a solid academic training essential today in order to face a demand of professionals with high scientific knowledge and a developed orientation towards research, capable of developing science and technology in our country, and at the same time keeping the humanitarian and social content that the professional working in the clinical laboratory should have in this technological and robotized environment.



National Consultation - National Executive Council -  
Presidents of the nine Departmental Subsidiaries of the Bolivian Society of Clinical Biochemistry





## News from Turkey: the joint Congress of BCLF and TBS

27-31 October 2019 - Antalya, Turkey

by Prof. Dr. Diler Aslan  
IFCC Turkey National Representative



Group of BCLF and TBS speakers and authorities, along with Young Scientists

The Joint Congress of BCLF and TBS was held at Papillon Zeugma Convention Centre, Belek Antalya – Turkey, under the auspices of IFCC and EFLM.

There were 600 participants, including the 26 invited speakers and 26 exhibitors.

The distribution of the participants, throughout a total of 18 countries, was: Azerbaijan (4), Bosnia (20), Bulgaria (16), Canada (1), Croatia (1), Germany (2), Greece (4), Iran (6), Iraq (1), Italy (1), Kosova (3), Netherlands (1), North Macedonia (6), Norway (2), Pakistan (2), Sweden (2), Syria (1), Turkey (495).

The sponsors were Roche (platinum), Mindray and Snipe Diagnostics (gold), Sysmex and Siemens Healthineers (silver).

The exhibitors and sponsors were as follows: Abbott, Archem Diagnostics, AREN, BD, Beckmann Coulter, Bergama Tıp, Bioanalytics Diagnostics Industry, Biobak, BOME Trivitron, Centro Laboratuvarları, Dirui Turkey, End-Med, Erol Medikal, FujiFilm, Gelecek Yazılım, Mühendislik, Medikal, Grenier Bio-One, Karca Medikal, KROS, Rel-Assay, Neontek, Pera Medikal, Stago Turkey, TÜBİTAK National Metrology Institute, and APLUSTBD EQA.

Article continued on next page





Sverre Sandberg (EFLM past-president, on behalf of EFLM, Norway), awarded with a plaque

Five courses, one workshop and 5 industry sponsored symposiums were organized.

The titles of them were “EFLM Scientific Course: How to write a good scientific and professional article?”, “miRNA isolation and expression”, “Six Sigma application for analytical performance”, “Mass spectrometry use in clinical laboratory practice (Basic Course)” and “Mass spectrometry use in clinical laboratory practice (Advance Course)”; “Elements of Metrological Traceability for Laboratory Medicine”, “The role of autoverification in postanalytical process improvement”, “The clinical performance of Maglumi AMH, 17-OH progesterone and B2 microglobulin”, “Automation solutions in laboratories”, “Clinical utility of Reticulocyte Hemoglobin and Hypochromic erythrocytes reported by Mindray BC6800 Plus hematology analyzer in the study of erythropoiesis”, “HbA1c immunoturbidimetric test: CRM concept, standardization and interference studies”.

The IFCC Visiting Lecturer, Koshrow Adeli (CA), the IFCC President Elect, presented the talks on “eApps and medical diagnostics data management”, “Value and impact of laboratory medicine in healthcare delivery”, “Lipid guidelines: emerging evidence on importance of non-fasting and postprandial lipids”.



Group of BCLF and TBS joint Congress organizers and speakers

The plenary lectures were “Uncertainty in laboratory medicine” by *Mario Plebani*, “Harmonisation in clinical laboratories and the harmonisation activities of EFLM” by *Sverre Sandberg*, “Bias in clinical chemistry” by *Elvar Theodorsson*, “Value and impact of laboratory medicine in healthcare delivery” by *Khosrow Adeli*; “The new IVD regulation 2017/746 and consequences for laboratory medicine” by *Christa Cobbaert*, and “Galectin-3: from molecule to biomarker and back” by *Jerka Dumic*.

The lecturers from the federations were: *Khosrow Adeli, IFCC President-Elect*; *Tomris Özben, BCLF Past-President and Representative of TBS EFLM President-Elect IFCC Treasurer, IFCC Foundation for Emerging Nations (FEN), Board of Directors*; *Yeşim Özarda, IFCC C-RDIL Chair*; *Sedef Yenice, IFCC C-CLM Chair*; *Sverre Sandberg, EFLM past-President*; *Jerka Dumic, FEBS National Lecturer*.

The recipient of the 2019 Nazmi Ozer Scientific Research Award is *Burak Barut* (Karadeniz Technical

University, Faculty of Pharmacy) with ‘Novel water soluble BODIPY compounds: Synthesis, photochemical, DNA interaction, topoisomerases inhibition and photodynamic activity properties’ published in *European Journal of Medicinal Chemistry* (December 2019).

The abstracts of all presentations including invited speakers (26), oral presentations (115), posters (207), industry sponsored symposiums (5), and 5 full-text articles from oral presentations were published in the “*Turkish Journal of Biochemistry*”, 2019:44;S3.

TBS granted registration bursary for about 70 young scientists. As seen in the *Journal*, considerable numbers of young scientists and professionals had the opportunity to present their research, observations, and share their experiences.

Additionally, APLUSTBD External Quality Assessment Scheme, a newly founded EQA program in cooperation with APLUS Diagnostics and TBS, was launched during the Congress.



## News from France: LABAC

Showing the way from compliance to quality excellence



by *Jean Marc GIANNOLI*  
LABAC President

*Jean-Pierre BOUILLOUX*  
LABAC treasurer

*Bernard GOUGET*  
President, Healthcare Division Executive Committee  
Comité Français d'accréditation (Cofrac)  
Chair IFCC-C-MHBLM

The aim of LABAC association is to strengthen Lab Medicine for better practices in the areas of quality assurance and for the improvement of knowledge in diagnosis, prognosis, and therapy. LABAC activities may be understood as coordinated and consensus approaches for promoting accreditation in lab medicine. As an EFLM/IFCC affiliate member, LABAC is working internationally in partnership with national and international lab medicine societies, as well as with industry, policy

makers and the patient associations to deliver its mission. In deciding which scientific activities to support, LABAC places priority on accreditation and applied laboratory medicine science that are likely to make a difference in clinical laboratory practice in order to promote better health outcomes. LABAC is deeply involved in the revision process of the ISO 15189 standard and other standards managed by ISO TC 212. Last November, LABAC participated at the Mexico City (MX)

Article continued on next page



meeting and will attend the next meeting in Sydney (AU) on May 2020. LABAC organizes also expert meetings in partnership with the French Society of Microbiology (SFM) to facilitate the implementation of ISO 15189 standard requirements particularly on methods verification and validation.

LABAC is committed to the improvement of lab practices through pioneering partnerships and capacity-building schemes. LABAC has created valuable platforms, tools, and training programs. Activities and publications in 2019 demonstrate the impact of LABAC investment into relevant areas such as quality assurance and quality management, transparency and reliability of measurement results in lab medicine.

First, Jean-Pierre Bouilloux et al. published a monography on «Metrology of temperature measurement in the medical laboratory», July 2019 by Herail printer,

106 pages. The lab test systems are measuring biological specimens. So vital is the temperature which is the basic building block of most analytical measurements. Mastering the challenge of temperature for the sample, transport and reagents storage is a key issue to guarantee an optimal equipment functioning. Some reliable methods are proposed for the measurement and monitoring of the temperature. This document gives a global overview of both the importance of accurate temperature measurement in the clinical laboratory and some common misconceptions. Adherence to these best practices should reinforce confidence in laboratory competency.

LABAC is always serving the scientific information needs of medical biologists and other stakeholders dealing with accreditation and quality management, including the development and application of metrological principles and concepts, such as traceability and



Jean-Pierre Bouilloux, LABAC Treasurer; Nader Rifai, Editor in Chief, AACC Clinical Chemistry; Mario Plebani, Editor in chief, CCLM; Jean-Marc Giannoli, President LABAC; Tomris Ozben, EFLM President elect; Bernard Gouget, President-Healthcare Division Executive Committee, Cofrac



measurement uncertainty. On June 11 and November 26, 2019, the two days of training were dedicated to “Temperature and Metrology”: with exchanges on temperature measurements, thermostatic chambers, and other technical problems and a round table discussion on qualification and empowerment of metrology operators, project coordinators and lab managers. The next continuous training session on “Recommendations for the implementation of quality control and monitoring” will be held on March 19, 2020.

The last 41st International Conference on “Quality management and quality controls” was held at the Maison de la Chimie on October 1st, 2019. It was an opportunity to welcome the two editors in chief of the most popular scientific journals in the field of Lab medicine CCLM (EFLM) and Clinical Chemistry (AACC).

The first session was chaired by Prof. JL Beaudoux, Dean of the Faculty of Pharmacy Paris V and by Dr. L. Essemilaire, who welcomed Prof. Mario Plebani, special guest speaker, who spoke on “Quality in lab medicine: a long journey”. Bio Rad supported Dr. Curtis Parwin (US) presentations on “the approach to QC frequency: the story of max (ENuf)” and “designing QC strategies to manage patient risk”. Prof. Tony Badrick captured our interest with a lecture on “the choice of the critical difference”.

Dr. Bernard Gouget welcomed Prof. Nader Rifai, guest of honor, who spoke on “Communication of scientific and educational information in laboratory medicine: innovative approaches and tools”. Since 1850, over 22 million articles have been posted on PubMed alone; of which 10 million were since 2000. The increase in the number of published scientific articles and journals has been exponential. This fact presents a challenge to journal editors regarding how to choose the appropriate articles to be published, the best to present the findings, and most importantly, how to distinguish the information published in their journals from what is found in the literature in general.

Advancements in technology have greatly influenced the way editors communicate scientific and educational information and helped to address some of the above-mentioned concerns. Information can be easily presented in multiple formats (textual, visual, and audio) at multiple levels of difficulty to better address

the needs of the various readers. Electronic platforms have enabled the presentation of supplementary materials, podcasts, videos, and animations to enhance the delivery of information and enrich readers’ experience.

Technology also enabled the use of novel educational concepts such as adaptive learning, the closest to personalized education. In his lecture, the presenter shared his experience in disseminating scientific and educational information from three products, the journal *Clinical Chemistry*, the Tietz Textbook of Laboratory Medicine and Molecular Diagnostics, and NEJM/AACC Knowledge+ for Laboratory Medicine.

Two “LABAC Prix d’honneur 2019” were given to Prof. Mario Plebani, MD «Pour sa contribution exceptionnelle à la promotion de la profession et de la qualité en biologie médicale» and to Prof. Nader Rifaï, PhD «Pour sa contribution exceptionnelle à la recherche scientifique et à la formation innovante en biologie médicale».

The afternoon session was dedicated to the Bayesian uncertainty integration by A. Heim. Prof. V Thibault reported on Hepatitis B biomarkers. JP Bouilloux, President, S94C AFNOR commission, A Vassault, E Guillier and H Méhay presented the latest updates on the revision of the NF ISO 15189 and breaking news of the evolution of the accreditation in France. In addition, the participants learned more about recent developments of accreditation legislation and got the latest news and announcements about forthcoming meetings.

Stopped by the SFBC in 2016, the French module of Lab Test Online which is an award-winning AACC resource helping patients to better understand the many clinical laboratory tests, was reactivated by LABAC last October 2019, the average visits per month are 343 400.

LABAC is increasing his collaboration with EFLM/IFCC through its participation to official European and International events.

Through the organization of the scientific events, LABAC is regularly inviting IFCC/EFLM officers, EB members and International specialists to establish closest collaborations with the European and International Federations.

English/French and French/English translation is always available during the LABAC conferences. Every year, LABAC gains in maturity and experience, benefiting from the expertise of the works of the IFCC and its regional functional units. Because of the rapid dissemination of novel coronavirus (COVID-19) infections, the 42nd LABAC conference and 1st

international conference on «In vitro hemolysis», previously planned for March 25th, 2020, at «la Maison de la Chimie, 75007 Paris (FR)» (<https://www.labac.eu/>), with the participation of the EFLM working group for pre-analytical, is being postponed for the second part of the year 2020. Follow the [IFCC website](#) for more information.

## NEW IFCC MEMBERS



### IFCC welcomes a new Member

### Georgian Medical Laboratory Association (GLMA)

*by Prof. Tinatin Bukia*

*President of Georgian Laboratory Medicine Association (GLMA)*

website: [www.glma.ge](http://www.glma.ge)

email: [info@glma.ge](mailto:info@glma.ge)



Prof. Tinatin Bukia

Georgian Medical Laboratory Association was founded in 1998 as a non-political, non-profit organization. The primary purpose as of today remains raising an awareness of laboratory medicine in Georgia, introducing and implementing the latest methods and technologies available internationally and enhancing qualifications of laboratory staff.

Georgian Laboratory Medicine Association promotes and coordinates scientific, philanthropic, intellectual and professional activities in Georgia. Association is guided by the following 4 principals: Independence, quality, transparency and objectivity.

Since inception 237 medical laboratory practitioners have joined the association. All members are engaged in at least practical, scientific-research and/or educational activities in laboratory medicine.

The current President, emeritus professor Tinatin Bukia has been actively involved in association activities over two decades now. She is leading the board comprised of 23 members, all with extensive and diverse experience. They bring accountability and judgement to the

*Article continued on next page*

Board's deliberations to ensure maximum benefit to members of the association and the industry in general.

One of the founders and patrons of the association is Tbilisi State Medical University which has been supportive of the initiatives and collaborated on preparation of certification questionnaires and certification exams for medical laboratory practitioners.

The association is oriented on continuous improvement and development of the medical laboratory industry in Georgia. GLMA also acts as an arbitrator in disputes resolution between laboratories and patients on request of Ministry of Health, Labour and Social Affairs.

The year 2019 was a busy year for the GLMA. In June 2019, the first successful assembly was convened with

high turnout, followed by an International Conference on Quality Control and Assurance in Laboratory Medicine, organized by Georgian Laboratory Medicine Association. Various conferences and workshops have been organized around Georgia in relation to Laboratory Medicine.

In November 2019 GLMA became full member of IFCC. GLMA hopes to face the existing challenges with the tools and shared knowledge from IFCC and be at the forefront of shaping the Medical Laboratory industry in Georgia.

***Prof. Tinatin Bukia, MD***

*President,*

*Georgian Laboratory Medicine Association (GLMA)*

*Emeritus Professor,*

*Tbilisi State Medical University (TSMU)*



June 2019: Georgian Laboratory Medicine Association (GLMA) General Assembly





General Assembly, June 19

**IFCC welcomes a new Corporate Member:  
Zhejiang Kuake Biotechnology Co., Ltd.**



**Zhejiang Quark Biotechnology Co., Ltd** was founded in 1993, it is the first batch of state-level high-tech enterprises specialized in R&D, production and sales of clinical diagnostic reagents in vitro.

It passed GB/T19001-2016 idt ISO 9001-2015, YY/T 0287-2017 idt, ISO 13485-2016 certification.

It has 102 certificates of in vitro diagnostic products, and the products have passed the certification of external Quality Assessment of the Clinical Laboratory Center of the Ministry of Health.

The Company has first-class laboratory in China, it is the undertaking unit of the national science and technology innovation fund project and the major science and technology special projects in Zhejiang province.

Website: <http://www.zjkuake.com/>.

## IFCC welcomes a new Corporate Member: Labtronic



ЛУЧШЕЕ ЛАБОРАТОРНОЕ  
ОБОРУДОВАНИЕ и РЕАГЕНТЫ  
МИРОВЫХ ПРОИЗВОДИТЕЛЕЙ



# Labtronic®

ЛАБОРАТОРНОЕ ОБОРУДОВАНИЕ и РЕАГЕНТЫ

Labtronic was established in 2009 to promote clinical diagnostic laboratory equipment and reagents.

We work only with trusted manufacturers of laboratory equipment and reagents who have established themselves as leaders in the field of in-vitro diagnostics: Boule Medical AB (Sweden), Diasys Diagnostic Systems GmbH (Germany), 77 Elektronika Kft (Hungary), Beckman Coulter (USA), Helena Biosciences Europe (Great Britain), Sartstedt (Germany), Eschweiler GmbH & Co. KG (Germany), DRG Instruments GmbH (Germany), Biotek Instruments Inc (USA), Gold Standard Diagnostics Corp (USA), Erma (Japan).

Websites: [www.labtronic.me](http://www.labtronic.me)  
[www.labtronic.eu](http://www.labtronic.eu)

### News from the IFCC Website



#### IFCC Call for Nominations

The IFCC invites nominations for the following positions:

- EMD Committee on Point of Care Testing (C-PoCT): one corporate member position. Applications close on 22 March 2020.
- Task Force on Ethics (TF-E): one member position. Applications close on 15th March 2020.

Refer to your National Representative or Corporate Representative.

[Read more](#)



# ICBMB 2020

16<sup>th</sup> National Congress of Biochemistry  
& 7<sup>th</sup> International Congress of  
Biochemistry & Molecular Biology

Tehran - Iran



## Congress Highlights

- Clinical Biochemistry & Molecular Diagnostics
- Nanoscience & Nanotechnology
- Structural & Molecular Biology
- Pharmaceutical Biochemistry
- Biotechnology & Proteomics
- Laboratory Management
- Nutritional Biochemistry
- Applied Biochemistry
- Cancer Biochemistry
- Systems Biology

ICBMB2020.IR

6 - 8 September 2020

۱۶ الی ۱۸ شهریور ۱۳۹۹

آدرس دبیرخانه:

تهران، خیابان کارگر شمالی،

روبروی مرکز قلب تهران، کوچه دانش نئی،

بعد از تقاطع صالحی، پلاک ۱۵، واحد ۲

تلفکس: ۰۲۱-۸۸۰۲۰۹۱۶



**IFCC**  
International Federation  
of Clinical Chemistry  
and Laboratory Medicine



INTERNATIONAL UNION  
OF BIOCHEMISTRY AND  
MOLECULAR BIOLOGY



ICBMB2020

ICBMB2020@gmail.com

t.me/ICBMB2020



## IFCC'S CALENDAR OF CONGRESSES, CONFERENCES & EVENTS

We advise readers to keep up-to-date about the evolving situation and possible rescheduled dates.  
Contact organizing secretariats for updates on upcoming events.

### Calendar of IFCC Congresses/Conferences and Regional Federations' Congresses

Mar 9 - 13, 2020		<i>Winter School on Cell Analysis in Immunology</i>	Geneva, CH
<b>POSTPONED</b> Fall 2020 dates TBC		<i>International Congress of Pediatric Laboratory Medicine - WorldLab Seoul 2020</i>	Seoul, KR
<b>POSTPONED</b> Fall 2020 dates TBC		<i>IFCC Young Scientists Forum</i>	Seoul, KR
<b>POSTPONED</b> Fall 2020 dates TBC		<i>IFCC C-POCT Satellite Meeting - WorldLab Seoul 2020</i>	Seoul, KR
<b>POSTPONED</b> Fall 2020 dates TBC		<i>XXIV IFCC WorldLab Seoul 2020</i>	Seoul, KR

Calendar continued on next page

<p><b>POSTPONED</b> Fall 2020 dates TBC</p>	 <p>International Consortium for Harmonization of Clinical Laboratory Results</p>	<p><i>IFCC - ICHCLR Workshop - Barriers to global standardization of clinical laboratory testing: reference materials and regulations</i></p>	<p>Seoul, KR</p>
<p>May 16 - 20, 2021</p>		<p><i>XXIV IFCC - EFLM EuroMedLab Munich 2021</i></p>	<p>Munich, DE</p>
<p>Oct 15 - 18, 2022</p>		<p><i>16th APFCB Congress 2022</i></p>	<p>Sydney, AU</p>
<p>May 21 - 25, 2023</p>		<p><i>XXV IFCC - EFLM WorldLab EuroMedLab - Rome 2023</i></p>	<p>Rome, IT</p>

## Calendar of events with IFCC auspices

<p>Feb 20 -Nov 15, 2020</p>	<p><i>Virtual Diploma in Control of Analytical Quality in the Clinical Laboratory</i></p>	<p>Internet series of lectures, MX</p>
<p>Mar 5 - 7, 2020</p>	<p><i>Multidisciplinary Conference on rare genetic diseases in Pakistan</i></p>	<p>Karachi, PK</p>
<p>Mar 14 - 16, 2020</p>	<p><i>XXIII Congreso Nacional para el Análisis de la Garantía de la Calidad en el Laboratorio Clínico</i></p>	<p>Tuxtla Gutierrez, MX</p>
<p><b>Postponed to second part of 2020</b></p>	<p><i>42th Conference LABAC "First International Conference on in vitro hemolysis"</i></p>	<p>Paris, FR</p>

Calendar continued on next page

Mar 27 - 28, 2020	<i>TBS-BD 2020 Preanalytical Phase Symposium</i>	Mardin, TR
Apr 6 - 7, 2020	<i>6th Serbian Biomarker Symposium (SERBIS) Lipid Metabolism in Health and Disease</i>	Belgrade, SRB
Apr 15 - 18, 2020	<i>The 13th International &amp; 18th National Congress on Quality Improvement in Clinical Laboratories</i>	Tehran, IR
Apr 23 - 25, 2020	<i>VI Jornadas Bioquímicas de Cuyo 2020</i>	San Luis, AR
Apr 27, 2020	<i>LabMed Next</i>	Rome, IT
Apr 30 - May 3, 2020	<i>LXVI Congreso Estatal de Química Clínica y Expoquim 2020</i>	Ciudad Obregon, MX
May 6 - 8, 2020	<i>4th Conference of the Romanian Association of Laboratory Medicine</i>	Târgu-Mureș, RO
May 28 - 30, 2020	<i>II National Meeting Conquilab and Technological</i>	Mazatlan, MX
Jun 9 - 12, 2020	<i>XXXVII Nordic Congress in Medical Biochemistry</i>	Trondheim, NO
Jun 18 - 21, 2020	<i>CCMG CSCC 2020 Joint Conference (CSCC)</i>	Winnipeg, CA
Jul 4 - 7, 2020	<i>24th International Conference on Laboratory Medicine and Pathobiology - An Expert Forum on Innovation in Clinical and Laboratory Medical Sciences</i>	Samos, GR
Sep 6 - 8, 2020	<i>16th National and 7th International Congress of Biochemistry and Molecular Biology</i>	Tehran, IR
Sep 23 - 25, 2020	<i>The innovations and trends that are shaping the future of laboratory medicine and Neighbouring Countries: the Same Professional Aim in Laboratory Medicine</i>	Belgrade, SRB
Sept 28 - Oct 1, 2020	<i>10th Santorini Conference "Systems medicine and personalized health and therapy" – "The odyssey from hope to practice: Patient first – Keeps Ithaca always in your mind"</i>	Santorini, GR
Oct 23, 2020	<i>Pathology and Laboratory Medicine: The Promise, The Hope, The Peril</i>	Padova, IT
Nov 27 - 28, 2020	<i>3rd EFLM Strategic Conference on Demand Management</i>	Zagreb, HR
June 10 - 11, 2021	<i>8th International Symposium on Critical Care Testing and Blood Gases</i>	Biarritz, FR



# IFCC MEMBERSHIP

## Full Members

Albania (AL)	Kosovo (XK)
Algeria (DZ)	Latvia (LV)
Argentina (AR)	Lebanon (LB)
Australia and New Zealand (AU/NZ)	Lithuania (LT)
Austria (AT)	Luxembourg (LU)
Belgium (BE)	Macedonia (MK)
Bolivia (BO)	Malawi (MW)
Bosnia Herzegovina (BA)	Malaysia (MY)
Brazil (BR)	Mexico (MX)
Bulgaria (BG)	Montenegro (MNE)
Canada (CA)	Morocco (MA)
Chile (CL)	Nepal (NP)
China (Beijing) (CN)	Netherlands (NL)
China (Taipei) (TW)	Nigeria (NG)
Colombia (CO)	Norway (NO)
Croatia (HR)	Pakistan (PK)
Cuba (CU)	Palestine (PS)
Cyprus (CY)	Panama (PA)
Czech Republic (CZ)	Paraguay (PY)
Denmark (DK)	Philippine (PH)
Dominican Republic (DO)	Poland (PL)
Ecuador (EC)	Portugal (PT)
Egypt (EG)	Romania (RO)
Estonia (EE)	Russia (RU)
Ethiopia (ET)	Saudi Arabia (SA)
Finland (FI)	Serbia (SRB)
France (FR)	Singapore (SG)
Georgia (GE)	Slovak Republic (SK)
Germany (DE)	Slovenia (SI)
Greece (GR)	South Africa (ZA)
Guatemala (GT)	Spain (ES)
Hong Kong (HK)	Sri Lanka (LK)
Hungary (HU)	Sudan (SD)
Iceland (IS)	Sweden (SE)
India (IN)	Switzerland (CH)
Indonesia (ID)	Syrian Arab Republic (SY)
Iran (IR)	Thailand (TH)
Ireland (IE)	Tunisia (TN)
Israel (IL)	Turkey (TR)
Italy (IT)	Ukraine (UA)
Japan (JP)	United Kingdom (UK)
Jordan (JO)	United States (US)
Kazakhstan (KZ)	Uruguay (UY)
Kenya (KE)	Vietnam (VN)
Korea (KR)	Zambia (ZM)
	Zimbabwe (ZW)

## Regional Federations

Arab Federation of Clinical Biology (AFCB)  
African Federation of Clinical Chemistry (AFCC)  
Asia-Pacific Federation for Clinical Biochemistry and Laboratory Medicine (APFCB)  
European Federation of Clinical Chemistry and Laboratory Medicine (EFLM)  
Latin America Confederation of Clinical Biochemistry (COLABIOCLI)  
North American Federation of Clinical Chemistry and Laboratory Medicine (NAFCC)



## Corporate Members

Abbott	A. Menarini Diagnostics
ADx Neurosciences	Mindray
Agappe Diagnostics, Ltd.	Mitsubishi Chemical Europe, GmbH
Agilent Technologies Inc.	Nittobo Medical Co., LTD.
Asahi Kasei Pharma Corp., AS	Nova Biomedical Corporation
BD Life Sciences – Preamerical Systems	Oneworld Accuracy Collaboration
Beckman Coulter, Inc.	Ortho-Clinical Diagnostics, Inc.
Beijing Dream Diagnostics Medicine (DDM) Technology Co. Ltd.	Radiometer Medical ApS
The Binding Site Group, Ltd.	Randox Laboratories, Ltd.
Bio-Rad Laboratories	Roche Diagnostics, GmbH
C.P.M. Diagnostic Research, SAS	SCL Healthcare
DiaSys Diagnostic Systems GmbH	Sebia S.A.
Diatron	Sekisui Diagnostics (UK) Ltd.
ET Healthcare Inc.	Sentinel CH SpA
Fujifilm Wako Pure Chemical Corporation	Shanghai Kehua Bio-Engineering Co., Ltd.
Fujirebio Europe	Shanghai Zhicheng Biol. Tech. Co., Ltd.
Gentian, AS	Sichuan Maccura Biotechnology Co., Ltd.
Helena Biosciences Europe	Siemens Healthcare Diagnostics
Hemas Hospitals (PVT) Ltd.	Snibe Co., Ltd.
HyTest, Ltd.	Sysmex Europe, GmbH
Immunodiagnostic Systems - IDS	Thermo Fisher Scientific
Labtronic	Timedico A/S
MedicalSystem Biotechnology Co., Ltd.	Labor Dr. Wisplinghoff
	Zhejiang Kuake Biotechnology Co., Ltd.

## Affiliate Members

Brazil: Sociedade Brasileira de Patologia Clínica / Medicina Laboratorial (SBPC/ML)  
China: Lab Medicine Committee, China Association of Medical Equipment (LMC)  
Egypt: Egyptian Association of Healthcare Quality and Patient Safety  
France: French National Network of Accredited Laboratories of Medical Biology (LABAC)  
India: Association of Medical Biochemists of India (AMBI)  
Iran: Iranian Association of Clinical Laboratory Doctors (IACLD)  
Jordan: Society for Medical Technology & Laboratories (SMTL)  
Kazakhstan: Public Association - Federation of Laboratory Medicine (FLM)  
Mexico: Federación Nacional de Químicos Clínicos (CONAQUIC A.C.)  
Nepal: Nepalese Association for Clinical Chemistry (NACC)  
Philippines: Philippine Council for Quality Assurance in Clinical Laboratories (PCQACL)  
Serbia: Serbian Society for Clinical Laboratory Medicine and Science (SCLM)  
Spain: Asociación Española de Farmacéuticos Analistas (AEFA)  
Turkey: Society of Clinical Biochemistry Specialists (KBUD)  
Ukraine: Association for Quality Assurance of Laboratory Medicine (AQALM)

## Publisher

**Communications and Publications  
Division (CPD) of the IFCC**

The Communications and Publications Division publishes ten editions of the e-News per year, including two double issues.

## Editor

**Katherina Psarra, MSc, PhD**  
Department of Immunology - Histocompatibility  
Evangelismos Hospital, Athens, Greece  
E-mail: [enews@ifcc.org](mailto:enews@ifcc.org)

## Design & Production:

**Insoft Digital**

[epub@insoftdigital.com](mailto:epub@insoftdigital.com)

## Circulation

The eNews is distributed to all IFCC members registered on-line to receive it and to all IFCC sponsors.

## Deadlines for submissions to the eNews

**N° 1/2 – January/February:** *by mid January*

**N° 3 – March:** *by mid February*

**N° 4 – April:** *by mid March*

**N° 5 – May:** *by mid April*

**N° 6 – June:** *by mid May*

**N° 7/8 – July/August:** *by mid June*

**N° 9 – September:** *by mid August*

**N° 10 – October:** *by mid September*

**N° 11 – November:** *by mid October*

**N° 12 – December:** *by mid November*

If you want to submit an article or advertisement to be published in the eNews, send it to:  
Katherina Psarra, Editor, IFCC eNews  
E-mail: [enews@ifcc.org](mailto:enews@ifcc.org)

Copyright © 2020 IFCC. All rights reserved.  
Contents may not be reproduced without the prior permission of the Communications and Publications Division (CPD) of the IFCC.