



Communications and Publications Division (CPD) of the IFCC
Editor: Tahir Pillay, MB ChB, PhD, FRCPath (Lon), FCPATH (SA)
Department of Chemical Pathology, University of Pretoria, South Africa
E-mail: enews@ifcc.org

International Federation of Clinical Chemistry and Laboratory Medicine





In this issue

| | |
|--|----|
| <input type="checkbox"/> WG-Vit D: a new IFCC Working Group on Vitamin D Standardization Program | 3 |
| <input type="checkbox"/> IFCC welcomes two new affiliate members from France and Kazakhstan | |
| ▶ LABAC: new IFCC/EFLM affiliate member from France | 4 |
| ▶ FLM: new affiliate member from Kazakhstan | 5 |
| <input type="checkbox"/> eJIFCC archive fully available in the new format on the IFCC website | 7 |
| <input type="checkbox"/> IFCC TF-YS Survey: YS training & career | 7 |
| <input type="checkbox"/> HIV/AIDS epidemics: between successes and fears | 8 |
| <input type="checkbox"/> Meeting of the WG-IANT in Guatemala | 10 |
| <input type="checkbox"/> Clinical Chemistry Trainee Council: podcasts | 12 |
| <input type="checkbox"/> 27th International CPOCT Symposium | 14 |
| <input type="checkbox"/> NEWS FROM REGIONAL FEDERATIONS AND MEMBER SOCIETIES | |
| ▶ South Africa: the Annual Meeting of SAACB | 15 |
| ▶ Pakistan: Workshop on Quality Control at the NIBD hospital in Karachi | 17 |
| ▶ News from the Society of Medical Biochemists of Serbia | 18 |
| ▶ XVI Conference of the Scientific Committee of the SEQC ^{ML} | 21 |
| ▶ Ibero-American Symposium of Clinical Chemistry and Expolab | 23 |
| ▶ XXXVI Nordic Congress in Clinical Chemistry | 27 |
| ▶ News from the “Soci t  Tunisienne de Biologie Clinique” (STBC) | 28 |
| ▶ Palestine sets the tone at the joint “IPCLM-10 and AFCB-15” Conference! | 30 |
| ▶ News from the EFLM Professional Committee | 32 |
| ▶ News from the EFLM Working Group for Preanalytical Phase | 33 |
| <input type="checkbox"/> IFCC PROFESSIONAL SCIENTIFIC EXCHANGE PROGRAMME (PSEP) | |
| ▶ My experience at Memorial Sloan Kettering Cancer Center, New York | 36 |
| <input type="checkbox"/> IFCC - Roche Travel Scholarship reports | 37 |
| <input type="checkbox"/> IFCC's Calendar of Congresses, Conferences & Events | 38 |

WG-Vit D: a new IFCC Working Group on Vitamin D Standardization Program



Christopher Sempos

by **Christopher Sempos**

Chair, IFCC WG-Vit D

Coordinator, Vitamin D Standardization Program (VDSP), Havre de Grace, USA

email: semposch@gmail.com

The Vitamin D Standardization Program (VDSP) has moved and given rise to a new IFCC Working Group (WG-Vit D). It is chaired by Prof. Christopher Sempos. In January 2019, this working group will become part of a new IFCC Committee on Bone Metabolism to be chaired by Prof. Étienne Cavalier. The terms of reference include a re-evaluation of the VDSP's performance criteria for serum total 25-hydroxyvitamin D [25(OH)D], i.e. Total CV \leq 10% and Mean Bias \leq 5%, and developing new performance criteria for 3-epi-25(OH)D₃ and 24,25-dihydroxyvitamin D₃. Given the history of the VDSP and the importance of assay standardization in the IFCC this new working group will be an integral component of the Committee on Bone Metabolism.

The VDSP was founded in 2010 by the US National Institutes of Health, Office of Dietary Supplements (ODS) with the goal to “Promote the standardized laboratory measurement of 25-hydroxyvitamin D – a measure of vitamin D status – in order to improve clinical and public health practice.” It became an independent program in April 2018.

The first step was to develop a reference measurement system in collaboration with many organizations and individuals around the world. It includes reference measurement procedures and standard reference materials (SRM) developed by the US National Institute for Standards and Technology (NIST), a standardization-certification program conducted by the US Centers for Disease Control and Prevention (CDC), accuracy-based PT/EQA conducted by the College of American Pathologists and the Vitamin D External Quality Assessment Scheme (DEQAS), and general guidelines for standardizing 25(OH)D measurement both prospectively and retrospectively.

Recent VDSP efforts include the NIST development of a reference measurement procedure and SRMs for serum 24,25-dihydroxyvitamin D₃. NIST is currently working to develop reference measurement procedures for Vitamin D Binding Protein (DBP), 1,25-dihydroxyvitamin D₃ and parathyroid hormone (PTH).

Conducting research is an important component of the VDSP. An interlaboratory comparison/commutability study was conducted in 2012. In the commutability portion, it was found that NIST SRM 972, CAP Accuracy-Based Vitamin D (ABVD) Survey and DEQAS serum materials were commutable and this was very good news. However, in the tandem interlaboratory comparison study, a weakness in Mean Bias was discovered, i.e. while many assays had a mean bias within the specified range of -5% to + 5% they also exhibited an unacceptable level of variability around that mean.

A second VDSP interlaboratory comparison/commutability study was conducted in 2016-2017 by ODS, NIST and Prof. Cavalier's laboratory in order to include a greater number of commercial assay platforms. Preliminary analyses confirmed the fundamental weakness of the Mean Bias and the urgent need to revise the VDSP 25(OH)D performance guidelines.

The IFCC WG-Vit D is composed of many of the stakeholders in the efforts of VDSP to promote vitamin D assay standardization including representatives from assay manufacturers, NIST, CDC, CAP and DEQAS and other interested parties. As NIST completes its work on developing reference methods for DBP, 1,25(OH)D₃ and PTH, it is anticipated that the WG-Vit D will expand its current terms of reference to include the development of performance criteria for those metabolites, as well.

IFCC welcomes two new affiliate members from France and Kazakhstan

LABAC: new IFCC/EFLM affiliate member from France



The “Réseau de **L**aboratoires de **B**iologie **M**édicale **A**ccrédités” called “LABAC” (Network of Accredited Medical Labs, (www.labac.eu) is one of the main French associations in the field of medical biology and laboratory medicine. LABAC brings together medical biologists, those practising privately or at the general or university hospitals; as well as in any other health institution (Reference laboratories, Atomic Energy Commission etc.), as well as the IVD industry. LABAC was established in year 2000; members are medical biologists. According to French law, they are medical doctors or pharmacists-section biologists with a specialized diploma in medical biology (*Diplôme d'études spécialisées en biologie médicale* (DESBM 4 years) and authorized to lead a medical laboratory.

LABAC represents a large number of medical biologists (2246) working in 344 medical Labs (219 in private practice, 39 from the public sector (general or University hospital), 5 from Institutions, and 12 from IVD sector, 69 in other medical structures. The medical labs are spread all over France. LABAC Executive Board members are: Jean-Marc GIANNOLI, President, Thierry AVELLAN, Vice-President: Raymond Zins, Vice-President, Jean-Pierre BOUILLOUX, Treasurer, Jean-Michel DREVAIT, deputy-Treasurer, Fabienne PROST-DAME, Secretary, Elisabeth GUIBOURGE, Deputy-Secretary, Mouloud HAMMAD, EB Member.

One of the main goals of the association is to be a forum to foster the medical laboratory accreditation process with the vision to develop a national network of mutual recognition and to contribute to the continuous

by Jean-Marc Giannoli
LABAC President
Bernard Gouget
SFBC-International Committee
Chair, IFCC-Committee on Mobile Health and
Bioengineering in Laboratory Medicine (C-MHBLM)
IFCC Past-Chair, Nominations Committee

improvement of quality of services for the patient. LABAC accredited community values the importance of laboratory medicine and making the association a genuine tool for management, motivation and promotion of the medical biologist profession. LABAC representatives are also members of the Cofrac Healthcare section and accreditation technical committees.

LABAC has established different working groups with the following objectives:

- To accelerate the adoption of new evidence-based diagnostic technologies and to facilitate access to well-integrated lab services.
- To develop an extensive laboratory medicine technology watch and scientific / clinical activities to improve the knowledge, the daily practice and the efficiency/visibility of the Medical biologist community.
- To learn about the emerging trends in diagnostics and patient monitoring for creating collaborative and innovative interactions among the medical biologist community
- To strengthen the evidence on the benefits of accreditation and to demonstrate that laboratory accreditation has a positive influence on performance in other areas of health care systems by allowing laboratories to demonstrate high standards of service delivery. Accreditation is an effective mechanism for health system improvement yielding long-term benefits in the quality, cost-effectiveness, and sustainability of the public health programmes.

Twice a year, in March and October, LABAC organizes national conferences to strengthen the evidence of the benefits of accreditation and to demonstrate the added value of the medical lab in delivering safe and effective patient care in the new healthcare environment.

At each conference, LABAC invites internationally known scientists for the Opening Keynote lecture. As examples, in 2016: the invitees were Prof. Greg Miller, Past President of AACC (2012) and CLSI (2015); in

2017: Prof. Sverre Sandberg, EFLM President, EFLM-IFCC regional representative.

The next conference will be held on 21 November 2018, at the Maison de la Chimie, Paris 7. LABAC has been recognized as an EFLM affiliate member during the EFLM General Assembly in Mannheim on 19 June 2018 and accepted as an affiliate member of IFCC by EB approval 26 June 2018. LABAC members are ready to play an active role in laboratory medicine in both federations!



FLM: new affiliate member from Kazakhstan

Public Association "Federation of Laboratory Medicine" (FLM)



Suleimenova Zhanar Nurlanovna, President of the Federation of Laboratory Medicine, Kazakhstan

The public association “*Federation of Laboratory Medicine*” is a professional community of laboratory diagnostics specialists whose main goal is to provide comprehensive assistance to the development of the laboratory service of the Republic of Kazakhstan, improvement of professional and scientific activities of specialists in the field of laboratory diagnostics and related disciplines.

The “*Federation of Laboratory Medicine*” is registered with the Ministry of Justice of the Republic of Kazakhstan under BIN 170140002855 and has been operating in Astana since January 2017. The executive body of the “*Federation of Laboratory Medicine*” is a general meeting of participants under the leadership of the President, who is elected by direct open ballot.

The Federation of Laboratory Medicine includes 163 members, of which 15% are research workers, 82.6% are practicing laboratory specialists (doctors and technologists), and 2.4% are specialists in related fields (pharmaceuticals, management, IT technologies in the field of laboratory diagnostics). Honorary members of the Federation are academics and leading experts in the field of laboratory diagnostics of the Russian Federation, the Republic of Kazakhstan, the Republic of Uzbekistan, the Republic of Tajikistan, and other countries that made a significant contribution to the

development of the laboratory service. In addition, the associated members of the Federation are manufacturers and suppliers of reagents and laboratory equipment.

The Federation of Laboratory Medicine, a member of the Association of Legal Persons "National Chamber of Health of the Republic of Kazakhstan", actively cooperates with the Association of Specialists and Organizations of the Laboratory Service "Federation of Laboratory Medicine" of the Russian Federation and is a consultant of the Republican Centre for Health Development, the Ministry of Health of the Republic of Kazakhstan in the project of improving the laboratory service, actively participating in solving urgent problems of laboratory diagnostics in the country.



Prof. Bisenova Nelya
Mikhailovna



Dr. Aushakhmetova Zabida
Tezekbaevna

Within a short period of its operation, the Federation of Laboratory Medicine made a great contribution to the development of the laboratory service: from 2017, the introduction of interlaboratory test trials programs in Astana and the Republic of Kazakhstan and a number of agreements on bilateral cooperation in the field of laboratory diagnostics and "Laboratory Management. Diagnostics. Practice schools" for young specialists were held for the purpose of teaching practical workshops and seminars, including visiting cycles.



Officers and members of the "Federation of Laboratory Medicine" at the 2017 General Meeting

eJIFCC archive fully available in the new format on the IFCC website

The Communication and Publications Division (CPD) of the IFCC announces that the electronic Journal of the IFCC (eJIFCC) archive is now completely reorganized and fully accessible on-line with a new format. This important result has been achieved thanks to the combined effort of Insoft Digital, IFCC's publishing partner.



The reorganization of the eJIFCC material is another valuable milestone for IFCC: it significantly improves access to eJIFCC articles and will help to promote IFCC as renowned source for Clinical Chemistry and Laboratory Medicine scientific articles and research.

The **electronic Journal of the IFCC** (eJIFCC) is a platinum open-access journal, it is a member of the Committee on Publications Ethics - COPE, and it is indexed on PubMed Central® (PMC) since 2016.

eJIFCC numerous high-quality articles, debates, reviews, case studies and editorials are addressed to clinical laboratorians.

eJIFCC aims to assist the development of the field of clinical chemistry and laboratory medicine worldwide. Manuscripts are fully peer reviewed and immediately free to access and download at the following link: <http://www.ifcc.org/ifcc-communications-publications-division-cpd/ifcc-publications/ejifcc-journal/>.

IFCC TF-YS Survey: YS training & career



TF-YS

ABOUT THE IFCC-TASK FORCE FOR YOUNG SCIENTISTS

International Federation of Clinical Chemistry & Laboratory Medicine (IFCC) assembled the Task Force Young Scientists (TF-YS) in 2010. The aim of TF-YS is to ensure that young scientists make a significant and growing contribution to the activities of IFCC and other National programmes. This is to promote the essential contribution of laboratory medicine to the healthcare. Thus, IFCC-TF YS is devoted to prepare young scientists with ongoing changes in laboratory medicine and healthcare practices. The specific objectives were identified as:

- ➔ Networking
- ➔ Training

- ➔ Participation
- ➔ Multidisciplinary exchanges of different fields & different ideas.

For more information, kindly visit the webpage: <http://www.ifcc.org/task-force-young-scientists-web-pages/>.

CALL FOR SURVEY

YS constitute a vast pool of global talents that have the energy to change geography of knowledge in fundamental ways. Thus, we are approaching you with the

“YS training & career survey”

which IFCC-TFYS wishes to carry out in order to know, communicate and share information about the diversity of YS world-wide.

This survey is being conducted to acquire preliminary information of young colleague's education, training, career path, research interest, field of work and association with TFYS. This will enable us to share and focus our energies to find support for base programmes that are needed.

Kindly find and click the link to complete the survey: [IFCC TF-YS Survey: YS training & career](#).

All the young colleagues are encouraged to participate in the activities of IFCC-TFYS!

HIV/AIDS epidemics: between successes and fears

by Bernard Gouget

Counselor for Public Health-FHF

Chair, IFCC-Committee on Mobile Health

and Bioengineering in Laboratory Medicine (C-MHBLM)

SFBC-International Committee

General Secretary of the International Francophone Federation

of Clinical Biology and Laboratory Medicine (FIFBCML)



Bernard Gouget

If we do not change the way we design and lead the global response to HIV/AIDS, the world will not achieve the goals set by the United Nations which foresees the eradication of the epidemic by 2030. Since the start of the epidemic, 77.3 million people have become infected with HIV and 35.4 million have died from AIDS-related illnesses. Spectacular progresses have been made, but they are still insufficient. In 2017, 36.9 million people globally were living with HIV and 21.7 million (60%) have access to antiretroviral therapy. The number of new infections is only just declining; 1.8 million were newly infected with HIV and 940 000 people died from AIDS-related illnesses last year. Tuberculosis accounts for around one in three AIDS-related deaths. The current rate of decline is not enough despite the impact of the antiretroviral therapy.

Michel Sidibé, Executive Director ONUSIDA, recently sounded the alarm in the report: *“Closing gaps; breaking barriers; righting injustices”*. He noted that the pace is not matching global ambition and called for immediate action. The global response to HIV is a worrying situation. Entire regions are falling behind and the key populations at risk are still ignored. In addition, the steady stream of new infections is increasing and so is the population that needs to be treated, since it has been shown that with well-designed treatments and monitoring, the risk of transmission is almost close to zero.

The current moment has paradoxical connotations, with new successes, the fears are more and more concrete. The proportion of HIV-positive people who have access to AIDS treatment has never been so high globally.

However, the number of new infections is not decreasing and even increasing in several countries. Despite a decrease in eastern and southern Africa, of 30% since 2010, new HIV infections are rising in around 50 countries. In eastern Europe and central Asia, the annual number of infections has doubled, and new HIV infections have increased by more than a quarter in the Middle East and North Africa over the past 20 years.

Article continued on next page

Inequality, lack of empowerment, violence and human right violations against women are continuing to fuel new contaminations. Progress in children has slowed but gains are not being sustained. A total of 180 000 children acquired HIV during birth or breastfeeding and 110 000 died of AIDS related diseases last year.

Key populations account for 47% of all new HIV infections worldwide. The right for health for all is not negotiable. Sex workers, gay people, prisoners, refugees, transgenders, drug addicts are highly affected but are still being left out from HIV programmes.

There is an urgent need to have universal access to adapted health services and protection from discrimination. Discrimination is preventing young and people living with HIV from accessing prevention, treatment and other sexual and reproductive health services.

In addition, the overall investments in the HIV response, taking into account both domestic and international sources, has remained relatively flat over recent years.

It seems that some US\$ 7 billions are missing and this questions the expected success of 90-90-90, an ambitious target to help end the AIDS epidemic. In other words, by 2020, 90% of all people living with HIV will know their HIV status (75% in 2017), by 2020, 90% of all people with diagnosed HIV infection will receive sustained antiretroviral therapy (79% in 2017) and by 2020, 90% of all people receiving antiretroviral therapy will have viral suppression (81% in 2017). This ambitious target can and must be achieved.

In order to tackle this scourge, the specialists of laboratory medicine together with the international community must be mobilized on a massive scale for prevention, diagnosis and therapeutic follow-up. We have to assemble forces for a genuinely multidimensional global mobilization in order to halt and begin to reverse the HIV/AIDS epidemic.

Multiple and innovative solutions are driving progress in tackling HIV/AIDS. When the combination

of HIV prevention, including condoms and voluntary medical male circumcision, is pursued at scale, population-level declines in new HIV infections are achieved. Oral pre-exposure prophylaxis (PrEP) is having an impact, particularly among the key populations.

Offering HIV testing and counselling to family members and the sexual partners diagnosed with HIV have significantly improved testing access.

New mobile technologies offer exciting opportunities for linking patients and professionals. The creation of more integrated services that respond to HIV, but also to other diseases affecting the same groups at risk and often coexisting in patients is becoming essential. Such an offer would include sexual and reproductive health, tuberculosis, viral hepatitis, drug addictions and mental disorders.

International celebrities such as Elizabeth Taylor in the US and her foundation ETAF today, or Line Renaud in France and many others such as the Bill and Melinda Gates foundation supports organizations delivering direct care and services to people living with HIV. They are also providing information for HIV prevention education programmes and supporting existing organizations that create new and innovative programs that help spread awareness of HIV prevention and treatment.

These examples have to be followed and strengthened and more help is needed worldwide from the international organizations and governments.

The HIV pandemic remains the epidemic of our time; it is not on track to end but remains a major global challenge for the future. The HIV response offers important lessons from which global health can learn. Without further reductions in HIV incidence, a resurgence of the epidemic is inevitable.

The fall in international solidarity is disturbing while a strong, joint international resolution is essential in developing, implementing, sustaining a well-coordinated action against HIV/AIDS. A new worldwide reinforced solidarity would be an opportunity to construct something new towards the goal of universal health coverage.

Meeting of the Working Group of Ibero-American Nomenclature and Translation (WG-IANT) in Guatemala

by *María del C. Pasquel*
Chair, WG-IANT/RIA/CPD/IFCC



DIAGNÓSTICO IN VITRO

WG-IANT, which belongs to the Ibero-American Corner of the Division of Publications and Communications (CPD) of IFCC, had its working meeting during the “IBEROAMERICAN SYMPOSIUM OF CLINICAL CHEMISTRY AND EXPOLAB 2018”, organized by the Association of Chemical Biologists of Guatemala (AQBG), in coordination with the Ibero-American Corner (RIA) of IFCC in Guatemala City, on 28-29 June 2018. The event also had the Institutional Sponsorship of the Argentine Biochemical Foundation (Fundación Bioquímica Argentina FBA) and the Wiener Lab Foundation.

Members from Argentina, Brazil, Chile, Colombia, Ecuador, Spain, Guatemala, Panama, Paraguay and Uruguay, attended to develop the work agenda.



María del C. Pasquel

Important highlights of the meeting to support the performance of the professional in the Ibero-American Laboratory Sciences included: the commitment to translate tens of videos and conferences worldwide into English, for easy access and understanding, through the IFCC website.

Dr. Montserrat Blanes, member from Paraguay, will send a PDF copy of the original Law 5896, referred to as the Law of the Biochemist sanctioned on 14 December 2017 as Law of the Republic of Paraguay; the same that can be an important reference and legal reference for colleagues from other countries in the region.

Another highlight was the presentation by Dr. Gabriel Lima-Oliveira, Chair of WG-PRE LATAM of COLABIOCLI, who presented a proposal for joint work with WG-IANT, on the venous sampling document of EFLM-COLABIOCLI. This was translated by his working group, Pre-Analytical Work of Latin America (WG-PRE LATAM).

The revision of different sections of this translation will be done by 6 members of the WG-IANT, who will deliver their work to the President, Dr. María del Carmen Pasquel, for final review and subsequent delivery to Dr. Gabriel Lima Oliveira.

Dr. Lima Oliveira has disseminated this valuable document that significantly improves and guides the pre analytical phase of clinical laboratories. The document has been approved by the Pre-LATAM Group and will be published in *Diagnóstico in Vitro* (DIV) in October 2018 thus supporting its dissemination throughout Ibero-America.

Dr. Gabriel Lima presented his fellow IANT colleagues with his doctoral thesis that was printed as a book, the result of a project carried out a few years ago between himself and his Italian mentor, Professor Gian Cesare Guidi. The book had a recent release at the University of Verona.

Article continued on next page

Special thanks to the Board of Directors of the AQBG, especially to its President, Dr. Karim Herrera, to the Licda. Sandra Lima, Manager of the Association and to Dr. Ana Leticia Cáceres de Maselli, member of the WG-IANT, for providing all the facilities for the work meeting, during the Ibero-American Symposium to commemorate the 65th anniversary of the AQBG Foundation.



Working meeting of WG-IANT, chaired by Dr. María del Carmen Pasquel



The members of the WG-IANT, were invited to a Guatemalan dinner at the home of Dr. Ana Leticia Cáceres de Maselli

Clinical Chemistry Trainee Council: podcasts



by Nader Rifai
Founder of CCTC programme
Ann Gronowski
Co-Chair, CCTC programme

This is the sixth in a series of articles about the *Clinical Chemistry Trainee Council* (CCTC), a free multi-lingual online educational program for laboratory medicine trainees and their mentors (www.traineecouncil.org). Over 12,000 registrants, from 157 countries, 40% of whom are from developing countries, participate routinely in this program.

The CCTC website houses a variety of educational materials and activities including podcasts. The editors of *Clinical Chemistry* identify 4-5 articles every month to be highlighted in podcasts.


A professional reporter conducts the interview with the authors to highlight their work and shed more light on the topic. Basically the interviewer probes the authors for the rationale of the work, the challenges encountered during the study, potential impact of the work on the field, and the envisioned future direction of that area of research. Podcasts provide an informal way for authors to communicate with the scientific community.

At the present time, 423 podcasts are available on the website, with several added each month.

Table 1 The top 10 most downloaded podcasts since November 2017

| | Podcasts |
|-----|---|
| 1. | The Role of Procalcitonin in Diagnosis of Sepsis and Antibiotic Stewardship: Opportunities and Challenges—Angela Fung and Daniel Beriault |
| 2. | Use of Metabolomics in Improving Assessment of Dietary Intake—Marta Guasch-Ferre |
| 3. | Patient Privacy and Clinical Laboratory Data—Jason Park |
| 4. | Non-invasive Detection of Cocaine and Heroin Use Using Single Fingerprints—Melanie Bailey |
| 5. | Harmonization: Its Time Has Come—Greg Miller |
| 6. | The Biological Variation Data Critical Appraisal Checklist: A Standard for Evaluating Studies on Biological Variation—Aasne Aarsand |
| 7. | Evaluating Rapid Rule-out of Acute Myocardial Infarction Using a High-Sensitivity Cardiac Troponin I Assay at Presentation—Jaime Greenslade |
| 8. | Dietary Fat: Friend or Foe?—Cara Ebbeling |
| 9. | High-Sensitivity Troponin: Star Player but No Lone Hero—Richard Body |
| 10. | Evaluation of Thyroid Function during Pregnancy: Have We Taken a Wrong Turn?—Ann Gronowski |

Article continued on next page



| | Country | Downloads |
|-----|----------------|-----------|
| 1. | United States | 29,299 |
| 2. | United Kingdom | 4,331 |
| 3. | China | 3,859 |
| 4. | Canada | 2,182 |
| 5. | Australia | 1,727 |
| 6. | South Africa | 1,349 |
| 7. | Japan | 1,236 |
| 8. | Ireland | 1,119 |
| 9. | Mexico | 1,112 |
| 10. | Germany | 897 |

A significant number of the podcasts have been rebroadcasted on “The Health Show” of Public Radio that is syndicated to 185 radio stations in the US and Canada and all US Armed Forces stations in 134 countries.

Each podcast is accompanied by a transcript of the content; the ability to listen and read simultaneously the content of the podcast is particularly useful to those who wish to improve their scientific English language.

The podcasts can be accessed through the CCTC website, clinchem.org, iTunes, Google Play, Stitcher, Last FM, or by subscription to the journal RSS feed.

The podcasts are very popular among the laboratory medicine community, and the website has been averaging over 13,000 downloads per month.

In September 2014, the number of downloads surpassed 1 Million and this event was celebrated on the cover of *Clinical Chemistry*.

Currently, podcasts have been downloaded over 1.7 Million times.

For example, since November 2017, the top ten most popular ones and top downloading countries are listed in Table 1 and Table 2, respectively.

We encourage all trainees in laboratory medicine and their mentors to take advantage of this free resource and register to gain access to these materials by going to the website below.

www.traineecouncil.org

It takes less than a minute. Enjoy listening to the podcasts!

WG-GMECC organizes a symposium
in cooperation with the AACC Critical and Point-of-Care Testing Division



27th International CPOCT Symposium

The Role of Point-of-Care Testing
in a Value-Based Healthcare Landscape

September 26-29, 2018
Washington, DC, USA

This symposium will explore the current and future roles of point-of-care testing in a healthcare environment with an emphasis on value and quality of care.

Register at www.aacc.org/CPOCT2018

Presented in partnership with the AACC Critical and Point of Care Testing (CPOCT) Division and the International Federation of Clinical Chemistry and Laboratory Medicine (IFCC)

The IFCC Working Group on “How should Glucose Meters be Evaluated in Critical Care” (WG-GMECC) announces the 27th AACC International CPOCT Symposium, presented in collaboration with the AACC Critical and Point-of-Care Testing Division. “The Role of Point-of-Care Testing in a Value-Based Healthcare Landscape Symposium” will be held from 26 -29 September 2018 in Washington, DC, USA.

The **special presentation from the International Federation of Clinical Chemistry (IFCC) – WG GMECC** Session will be held on Saturday, 29 September 2018

Glucose monitoring in critically ill patients; what do we need to know?

An overview of the IFCC report: “How Should Glucose Meters be Evaluated for Critical Care?”

[Click here](#) to access the full report.

IFCC Speakers will be:

- **Cynthia Bowman, MD;** Baystate Health, Springfield, MA – US

- **Sean Cunningham, PhD, EuSpLM;** Dublin, Ireland

The Role of Point-of-Care Testing in a Value-Based Healthcare Landscape Symposium will focus on the current and future role of point-of-care testing in a healthcare environment with an emphasis on value and quality of care.

Attendees will learn how point-of-care testing contributes to healthcare value through faster result turnaround time, lower testing costs, improved patient linkage to care and outcomes, and greater satisfaction for patients and healthcare providers.

Session topics will address public health and disease prevention, diagnosis and monitoring disease for the critically ill, at-home patient self-management, direct-to-consumer testing, and new/emerging technologies.

[Click here](#) to register to the Symposium

***“The Role of Point-of-Care Testing
in a Value-Based Healthcare Landscape”***

NEWS FROM REGIONAL FEDERATIONS AND MEMBER SOCIETIES



The South African Association for Clinical Biochemistry and Laboratory Medicine (SAACB) Annual meeting

16-18 August 2018

Spier Wine Estate Stellenbosch, South Africa

*by Tahir Pillay
President, SAACB*

As a daughter society of the Federation of South African Societies of Pathology (FSASP), the SAACB held its annual meeting on 16-18 August 2018 during the FSASP Pathcape 2018 conference at the Spier Wine Estate, Stellenbosch South Africa. The invited overseas IFCC speakers included the IFCC Committee on Clinical Laboratory Management, chaired by Professor Sedef Yenice (Turkey) with Prof. Mathias Orth (Germany); Prof. Phillipe Gillery (France), Chair of the IFCC Scientific Division; Prof. Tomáš Zima (Czech Republic); Prof. Joris Delanghe (Belgium), Editor-in-Chief of *Clinica Chimica Acta* (the official IFCC journal) and Prof. Steven Soldin, from the NIH (USA).

In keeping with tradition, the first session of the first day was a trainees' day devoted to discussion on topics pertinent to training. Prof. Pillay, President of the SAACB and Senator, College of Pathologists, South Africa held an interactive session with residents (registrars) in chemical pathology to discuss the qualifying postgraduate examinations. This was attended by other senior academics including Prof. Johnny Mahlangu, president of the College of Pathologists. A lively and interactive discussion ensued.



Prof. Steven Soldin (NIH, Bethesda, USA)



Prof. Robert Millar, Plenary speaker at Pathcape 2018



Prof. Tomáš Zima (Czech Republic)

Article continued on next page



Prof. Sedef Yenice, Chair of the IFCC C-CLM



One of the SAACB symposia at Pathcape 2018

Prof. Soldin presented a session on interesting cases in chemical pathology.

One of the plenary lectures was delivered by Prof. Robert Millar (University of Pretoria, South Africa) who is internationally renowned for his work on gonadotrophins. Prof. Millar's group cloned the first GnRH and GnRH receptor. His lecture was on "*Functional rescue of inactivating mutations in human G-protein-coupled receptors: a novel pharmacology*".

The IFCC Committee on Clinical Laboratory Management (C-CLM) also held Leadership workshop chaired by Prof. Sedef Yenice and the topics included Organizational culture and change (Yenice), Strategic planning and laboratory medicine and Leading and managing the lab team (Orth). There were also selected oral presentations on research and clinical cases.

Prof. Tomáš Zima chaired an Endocrine update session which included talks on Endocrine disruptors and the role of mass spectrometry in the diagnosis of adrenal and thyroid diseases.

There was also a symposium on biomarkers for diabetes and its complications, chaired by Prof. Zima and included talks on Protein carbamylation (Gillery) and Glycated keratins (Delanghe). Additional symposia include one on personalised medicine and pathology supported genetic testing.

The feedback from delegates was very positive with the meeting being hailed as a great success and delegates hoped that the SAACB will continue to organise such meetings. The last such annual meeting was held in 2014 and preceded a 4 year hiatus in the organisation of the FSASP national pathology congresses in South Africa.



Highly satisfied SAACB delegates at the meeting



Some of the invited speakers, including Prof. Tomas Zima, Prof. Mathias Orth, Prof. Phillipe Gillery, doing a dance at the gala dinner



Workshop on Quality Control at the National Institute of Blood Disease and bone marrow transplantation (NIBD) hospital

July 13, 2018 – Karachi, Pakistan



by *Shabnum Dildar*
NIBD, Karachi, Pakistan

The Section of Chemical Pathology, Department of Pathology at NIBD hospital, Karachi, Pakistan conducted a full day **workshop on Quality Control**, on 13 July 2018 at Amna Feroz Auditorium NIBD Hospital with the collaboration of Pakistan Society of Chemical Pathologists under the auspices of IFCC.

The workshop focused on the understanding of ABC of quality control (IQC), QC Statistics, External quality control (RIQAS and UK-NEQAS Interpretation), Medical Laboratories Accreditation ISO 15189: 2012, How to Establish own laboratory Reference Ranges and Method Validation. There were Three Guest Speakers from outside the NIBD Hospital. The first address was that of Dr. Tahir Shamsi, Professor of Haematology and Transplant physician, Director, Stem cell research regenerative medicine. This was followed by interactive lectures by Dr. Jawad Hassan Head of Department of Pathology, consultant Haematologist. Dr. Hafsa Majid, guest speaker and Senior Instructor Chemical Pathology at Aga Khan University facilitated a group activity of hands-on skills of basic QC statistics with their interpretation and application in laboratory. This was followed by a short working tea and an interactive talk by Brig Aamir Ijaz (Retd), Professor of Chemical Pathology at Rehman Medical Institute, Peshawar on 'How to Establish and verify own laboratory Reference Ranges'. After networking at lunch Dr. Shabnam Dildar Ali, Consultant Chemical Pathology at NIBD Hospital Karachi gave an interactive talk on Method Validation, its significance, studies and interpretation. This was followed by the presentation of Dr. Usman Ali, Consultant Chemical Pathology at Ziauddin Hospital Karachi on medical laboratory

accreditation, with more focus on ISO-15189:2012 certification.

Dr. Arshi Naz Assistant Professor at NIBD Hospital gave a talk on interpretation of PT reports, PT failure and its route cause analysis. Participants were then given different case studies to assess their understanding of the External Quality Control Program. Finally, a vote of thanks, certificates and shields were distributed to organizers, speakers, and participants, by Dr. Saqib Ansari, consultant Haematologist & transplant physician of Paediatrics. This workshop was attended by participants from more than seven institutes or laboratories in Karachi. Participants included residents, technologists, quality managers, and pathologists from different subspecialties of Pathology. They welcomed these opportunities for more in-depth exploration of quality topics and peer interaction and thanked the organizers for sharing their rich and educational experience.



Workshop participants performing individual activities



News from the Society of Medical Biochemists of Serbia

XXI Serbian Congress of Medical Biochemistry and Laboratory Medicine & the 14th EFLM Symposium for Balkan Region

by *Snežana Jovičić*

*Society of Medical Biochemists of Serbia Liaison Member
IFCC eNewsletter Working Group*

The biannual Serbian Congress of Medical Biochemistry and Laboratory Medicine, with international participation, was held in Belgrade on 23 – 25 May, 2018 and organized for the 21st time by the Society of Medical Biochemists of Serbia (SMBS) and University of Belgrade Faculty of Pharmacy, under the auspices of the IFCC, EFLM and Balkan Clinical Laboratory Federation (BCLF), as well as the Ministry of Education, Science, and Technological Development and Ministry of Health of Republic of Serbia. During the opening ceremony, participants were welcomed by the president of the congress Scientific Board, Prof. Nataša Bogavac-Stanojević, and greeted by the Dean of the University of Belgrade, Faculty of Pharmacy, Prof. Zorica Vujić, as well as the president of the Pharmaceutical Association of Serbia, Prof. Vesna Matović.

Traditionally, on this occasion SMBS handed the Award of the Foundation “Magistra Milica Marković”, which is presented to medical biochemists or laboratories for promoting the technological and organizational work principles of clinical laboratories, improving the quality of laboratory services, and for promoting the profession. This year, the award went to the Community Health Center Laboratory in Vršac and its Head, Dr. Jon Čoban.

In addition, SMBS acknowledges special contribution to the promotion of medical biochemistry science and profession with Honorary Diploma. This year’s laureate was Petnica Science Center, situated near the town of Valjevo, in western Serbia, a unique independent institution dedicated to development of scientific culture, scientific literacy, education and culture, primarily among high school and university students, as well as training of teachers in novel

techniques, methods, and contents in the field of science and technology. The Director of Petnica Science Center, Mr. Vigor Majić, also received an Honorary Diploma for his life-long work and endeavours in this esteemed and unique institution in the world. Mr. Majić opened the working part of the Congress with



Prof. Nataša Bogavac-Stanojević, President of the Scientific Board, opening the XXI Serbian Congress of Medical Biochemistry and Laboratory Medicine

Article continued on next page

his plenary lecture entitled *“Where are they? – Fermi Paradox and the Art of Losing Gifted Students”*.

The working part of the Congress started with the 14th EFLM Symposium for Balkan Region.

Prof. Ana-Maria Šimundić, President Elect of the EFLM, opened the Symposium with the perspective on the past, present and future of laboratory medicine. This year’s Symposium had a running title *“Neighboring Countries: the Same Professional Aim”*, and it was dedicated in its first part, to the laboratory medicine achievements in neighbouring countries of this region. Also, Prof. Evgenija Homšak presented the EFLM project “EFLMLABX”, whose aim is exchanging practice in laboratory medicine throughout Europe. Finally, Prof. Zorica Šumarac presented the recommendations of the EFLM Working Group on Preanalytical Phase for venous blood sampling.

The first session of the Congress was dedicated to novel trends in laboratory medicine – advanced lipid and oxidative-stress status testing, six sigma and economy methods in clinical laboratory, the potential of quantitative PCR in laboratory medicine, novel biomarkers in inflammatory lung diseases, and qualitative characteristics of high-density lipoproteins in children with chronic renal disease. A patient-oriented approach in the evaluation of analytical quality in medical laboratories was the topic of the second session, where

the new concept in quality management in medical laboratories focused on irregular (individual) analytical errors was presented. The third session dealt with the role of laboratory medicine in personalized medicine – the technique of next generation sequencing, the significance of studying micro RNA, the role of pharmacogenomics in cancer management, and the role of gene polymorphisms for adipocytokines in the risk for colorectal cancer development. Factors and risk assessment of metabolic and endocrine disorders were the topic of the final session.

The second part of the 14th EFLM Symposium for the Balkan Region wrapped the whole event, with the two-part session entitled *“Forum of Young Researchers”*, in which PhD candidates at the Department of Medical Biochemistry University of Belgrade Faculty of Pharmacy presented their research.

This year’s Congress and Symposium had over 250 registered participants from Serbia, Bosnia and Herzegovina, Macedonia, Montenegro, and Turkey. The poster session was very vibrant, with a significant participation of students of medical biochemistry from the Faculty of Pharmacy University of Belgrade, with presentation of their scientific projects. With the inspiring discussions that the lectures provoked, and exchange of experience, we may say that expectations were met and even overcome.



Dr. Dragana Puhalo-Sladoje, Prof. Zorica Šumarac, Prof. Jozo Ćorić, Prof. Ana-Maria Šimundić, Prof. Evgenija Homšak



Students of University of Belgrade Faculty of Pharmacy who presented their work during the Poster session

ADVERTISE in IFCC eNews!

Showcase your products and initiatives to more than 15000 laboratory medicine specialists throughout Europe, Asia-Pacific, Middle East, Africa and Latin America: laboratory directors, clinical chemists, and other clinical laboratory specialists and technologists, leading manufacturers, distributors and dealers in the field.

- Ten issues per year
- Free-of-charge to readers
- Interactive digital edition

**IFCC Corporate Members receive
a 25% discount on current prices**

Published ten times a year:

| | |
|--------|-----------|
| Nº 1/2 | February |
| Nº 3 | March |
| Nº 4 | April |
| Nº 5 | May |
| Nº 6 | June |
| Nº 7/8 | July |
| Nº 9 | September |
| Nº 10 | October |
| Nº 11 | November |
| Nº 12 | December |

For prices and formats and any further information on how your company can gain unique access to international markets through advertising with us, please email us at: enews@ifcc.org.

www.ifcc.org





XVI Conference of the Scientific Committee of the Spanish Society of Laboratory Medicine (SEQC^{ML})

24-25 May 2018 – Madrid, Spain

SEQC^{ML}

Sociedad Española de Medicina de Laboratorio

The use of biomarkers improves the diagnosis and treatment of autoimmune diseases

The latest conference of the SEQC^{ML} Scientific Committee has allowed professionals to update their knowledge of biological markers:

- The use of these techniques in the clinical laboratory to detect neurological and hormonal autoimmune diseases, among the highlighted topics
- In the conference, which included six courses, the techniques of massive DNA sequencing were also examined in depth

In recent years there have been important advances in the development and incorporation into the clinical laboratory of new biomarkers-biological indicators that can be used in medicine to understand the processes that are taking place in an organism. These advances mean that healthcare professionals specializing in this field are in constant need of updating their knowledge. With this in mind, the XVI Conference of the Scientific Committee of the Spanish Society of Laboratory Medicine (SEQC^{ML}) was held, in which experts in different areas of the laboratory gave a total of six courses to help spread awareness of the latest developments in this field.

These courses addressed aspects such as biomarkers applied to endocrine or neurological diseases and the massive sequencing of DNA, and sought to increase attendees' skills and knowledge of these analytical techniques, which allow identification of diseases via the presence of different molecules in the body. The clinical usefulness of the different biomarkers was analyzed, in both the diagnosis and the management

of these diseases. New recommendations and protocols were also presented.

One of the highlights of this new edition of the Scientific Committee Conferences was the use of these biomarkers to detect autoimmune neurological diseases. One of the courses, organized by the SEQC^{ML} Committees of the Biochemistry of Immunological Diseases and of Neurochemistry and Neurological Diseases, sought to expand knowledge in this "continuously developing area". *"New autoantibodies associated with neurological autoimmune diseases are constantly being described; at the same time that the clinical application of new and existing markers is being analyzed and reviewed,"* explains Dr. Concepción González, Head of the Clinical Biochemistry Section of the Virgen Macarena University Hospital (Sevilla), who participated in the aforementioned course.

An autoantibody is an antibody developed by the immune system that acts directly against one or more antigens of the individual itself. As explained by Dr. José Luis García de Veas, a specialist in Clinical Analysis and Clinical Biochemistry at the Campus de Salud University Hospital (Granada), each year between two and four new autoantibodies are identified that are associated with diseases such as autoimmune encephalitis or paraneoplastic neurological syndromes, among others. *"This has allowed us to significantly improve the diagnosis and treatment of these pathologies, and therefore it is necessary to stay up-to-date in this area".* In this course, the autoantibodies associated with the aforementioned

diseases were presented as well as the techniques used to identify them. This course was recommended, in addition to laboratory professionals, for neurologists who care for these patients, *“as they will have a vision of what the autoimmunity laboratory can provide depending on the patient’s pathology”*, concludes Dr. García de Veas.

HORMONAL MARKERS

Another topic that was a focus of the courses of the SEQC^{ML} XVI Conference of the Scientific Committee was the analyses applied to hormonal diseases and the endocrine system. The course ‘Protocols of diagnostic orientation and monitoring in endocrine pathology’ offered specific information on the different biochemical tests available today to analyze endocrine pathologies and diagnostic algorithms suitable for diagnosis and monitoring in these diseases.

“In recent years many laboratories have expanded their activity in hormonal measurements. This has created a need for professionals to be involved in the development of diagnostic protocols, with the aim of adapting to the new scientific guidelines and ensuring that a

greater number of clinicians (specialists or family doctors) make the request for testing in a more rationalized way”, explained Dr. Eulàlia Urgell, of the Biochemistry service of the Santa Creu and Sant Pau Hospital (Barcelona) and Dr. Roser Ferrer, of the Vall d’Hebron University Hospital (Barcelona), both coordinators of the course.

“This course responds to the need to stay up-to-date and offer a broad and specific training on the protocols used and endorsed by different scientific societies for diagnostic orientation and monitoring in endocrine pathology. A series of objectives to be developed have been established in order to offer a tool for the different biochemical tests currently available, so as to be more efficient and effective in the diagnosis and monitoring of the most common endocrine pathologies,” they explained.

DNA SEQUENCING

Lastly, another of the key topics of the conference was genome sequencing. In the course entitled ‘Massive sequencing: methodological aspects and interpretation of data’, the currently available sequencing platforms



Snapshot of a course during the SEQCML Scientific Committee Conferences

were presented, along with the methodology used by each of them and their limitations, emphasizing the genetic alterations that massive sequencing does not allow us to detect. In addition to briefly explaining the bioinformatic analyses that are carried out in this type of study, the course explained how the analysis of the data generated by this computational process is carried out at present.

“Massive sequencing by itself is a very new technology, of recent implementation in public centers for genetic diagnosis. But in addition, commercial kits, bioinformatic analysis, and databases are evolving and improving by leaps and bounds, which is allowing for increasingly high quality analysis,” explains Dr. Pilar Carrasco Salas, of the Genetics Unit of the Juan Ramón Jiménez Hospital (Huelva), who noted that the course she offered was aimed at those professionals

who dedicate or want to dedicate themselves to the diagnosis of hereditary diseases.

About the SEQC^{ML}

The Spanish Society of Laboratory Medicine (SEQCML) founded in 1976, now includes more than 2,500 professionals and has as its main objective to bring together all interested scientists in the field of the Clinical Laboratory, to promote the dissemination of scientific and technical publications, to organize meetings, courses, and congresses of national and international character, and to cooperate with other scientific societies. Likewise, the Society aims to contribute to the study and recommendation of standardized methods and to establish guidelines and recommendations for training in the field of Laboratory Medicine.

For more information, visit: www.seqc.es.



Ibero-American Symposium of Clinical Chemistry and Expolab

28-29 June 2018
Guatemala City, Guatemala

*by María del C. Pasquel
Chair, WG-IANT/RIA/CPD/IFCC*



The Association of Biological Chemists of Guatemala (AQBQ) reached its 65th anniversary and it organized the Ibero-American Symposium on Clinical Chemistry and Expolab in Guatemala City, 28-29 June 2018. The Board of Directors of the AQBQ is chaired by Dr. Karin Herrera.

The Symposium had the collaboration of the Ibero-American Corner (Rincon Iberoamericano RIA), that belongs to the Division of Communications and Publications (CPD) of IFCC, as well as the institutional sponsorship of the Argentine Biochemical Foundation (Fundación Bioquímica Argentina -FBA) and the Wiener Lab Foundation, of Argentina. (Fundación Wiener Lab).

The participants were professionals and students from various parts of Guatemala and they enjoyed the different conferences related to the laboratory sciences. The conferences were presented by excellent professionals from Guatemala and by the members of the Ibero-American Working Group on Nomenclature and Translation



María del C. Pasquel

(WG-IANT), from Argentina, Brazil, Colombia, Chile, Ecuador, Spain, Mexico, Panama, Paraguay, Uruguay.

IFCC additionally collaborated with the sponsorship of 3 VLPs that additionally gave lectures at prestigious public universities (Universidad San Carlos de Guatemala) and private universities such as Universidad del Valle.

The Ibero-American Symposium had an Expolab, where they could exhibit the best national and international trademarks and technological advances for the clinical laboratory. This expolab was held again thanks to the invitation of the AQBG after 20 years of absence.

In the early hours of the morning of 27 June 2018, the Working Group Nomenclature and Translation (WG.IANT) from IFCC, chaired by Dr. María del Carmen Pasquel, held its working meeting and the planning of strategic projects to collaborate with the scientific advance of the professionals of the region, through the electronic means with which IFCC has.

Special thanks to the Board of Directors of the AQBG, especially to its President Dr. Karim Herrera, Sandra Lima, Manager of the Association and Dr. Ana Leticia Cáceres de Maselli, member of the GW-IANT, for providing all the facilities for the meeting, during the Ibero-American Symposium.



Dr. Jovana Borace, President of Congress COLABIOCLI 2019, presented an update on the progress of the 2019 congress in Panama at the closing of the Ibero-American Symposium



Dr. Maria Esther Lasta (Argentina), Dr. Alba Cecilia Garzón (Colombia), and Dr. Gabriel Lima (Brazil), members of WG-IANT who participated in the Visiting Lectures Program of IFCC (VLP)

A highlight of the Symposium was presented by the Chair of the Pre-analytical Working Group of COLABIO-CLI (PRE-LATAM), Dr. Gabriel Lima-Oliveira. He indicated that the region already has an official Guide to reduce errors in the pre-analytical phase. Additionally, he presented books of his authorship related to the subject of Pre-analytical errors, with the support of the University of Verona-Italy.

Participants received updated information on progress in the organization of the XXIV Latin American Congress of Clinical Biochemistry, COLABIOCLI, organized by the National Association of Clinical Laboratories of Panama (CONALAC), which will take place from 11-13 September 2019, in the city of Panama. The information was given by the President of the Organizing Committee, Jovana Borace.

The Symposium was very successful in all areas and the expectations of all the attendees were surpassed, the foreign participants could enjoy the beauty of the country, its gastronomy and the warmth of its people; an unforgettable Ibero-American Clinical Chemistry Symposium.

Congratulations to the AQBG in its 65 years of creation and for such an important event that it organized!



Participants of the Ibero-American Symposium of Clinical Chemistry and Expolab, Guatemala 2018



FEDERACIÓN INTERNACIONAL DE QUÍMICA CLÍNICA (IFCC)
 CONFEDERACIÓN LATINOAMERICANA DE BIOQUÍMICA CLÍNICA (COLABIOCLI)
 SOCIEDAD BOLIVIANA DE BIOQUÍMICA CLÍNICA (SOBIOCLI)
 SOCIEDAD BOLIVIANA DE BIOQUÍMICA CLÍNICA FILIAL - LA PAZ
 COLEGIO DE BIOQUÍMICA Y FARMACIA - LA PAZ



II JORNADA INTERNACIONAL DE LA SOCIEDAD BOLIVIANA DE BIOQUÍMICA CLÍNICA

"LOS DESAFÍOS DE LA CALIDAD EN LOS LABORATORIOS CLINICOS EN BOLIVIA"



COLABIOCLI

EXPOSITORES

-  Dra. Alba Cecilia Garzon
-  Dr. André Valpassos Pacifici Guimaraes
-  Dr. Carlos Peruzzeto
-  Dra. Graciela Queiruga
-  Dra. Laura Colombo
-  Dr. Leverton Ortiz
-  Dr. Robson Ferreira Ferraz Santos
-  Dr. Amadeo Sáez Alquezar
-  Dra. Stella Raymondo

BANCO MERCANTIL SANTA CRUZ
 N° DE CUENTA: 4025396834
 MONICA ESTHER MIZUTANI MICHEL

CIUDAD: LA PAZ
 FECHA : 28, 29, 30 DE NOVIEMBRE
 Y 1 DE DICIEMBRE 2018

LUGAR: HOTEL REAL PLAZA
 HORAS: 7:30 A 18:30

www.sobobiocli.com

COSTO HASTA EL 1RO. DE NOVIEMBRE

| | JORNADA MAS 2 CURSOS | SOLO JORNADA | SOLO CURSO |
|-------------------------|----------------------|--------------|------------|
| PROFESIONALES SOCIOS | 700 | 500 | 300 |
| PROFESIONALES NO SOCIOS | 750 | 550 | 350 |
| ALUMNOS | 200 | 100 | 80 |

COSTO DEL 2 DE NOVIEMBRE HASTA EL EVENTO

| | JORNADA MAS 2 CURSOS | SOLO JORNADA | SOLO CURSO |
|-------------------------|----------------------|--------------|------------|
| PROFESIONALES SOCIOS | 750 | 550 | 350 |
| PROFESIONALES NO SOCIOS | 800 | 600 | 400 |
| ALUMNOS | 250 | 150 | 120 |

INSCRIPCIONES: SECRETARÍA DEL COLEGIO DE BIOQUÍMICA Y FARMACIA DE LA PAZ

Teléfonos de referencia: 70640815 - 71541465

SE OTORGARÁN CERTIFICADOS CON CARGA HORARIA



XXXVI Nordic Congress in Clinical Chemistry

12-15 June 2018
Helsinki, Finland

by Annakaisa Herrala
Tuomas Mäntylä
Congress Organizing Committee



The Finnish Society of Clinical Chemistry organized the 36th Nordic Congress in Clinical Chemistry in Helsinki, Finland on 12-15 June 2018. The Nordic Congress is organized every second year in one of the five Nordic countries by the local clinical chemistry society. This time a total of 455 delegates attended, from 35 different countries.

The four-day congress programme consisted of 16 symposia under the main theme “*Information Beyond Numbers*” covering recent topics of both traditional clinical chemistry and haematology, general laboratory process and basics of genetic and epigenetic testing. Participants were also able to follow plenary lectures from past presidents of IFCC Prof. Maurizio Ferrari and Prof. Graham Beastall, who covered the future of molecular biology in diagnostic laboratories and the future of laboratory medicine in their lectures. Keynote speakers: Director Ravinder Singh from Mayo Clinic who spoke about recent advances in clinical mass spectrometry, and Prof. Tari Haahtela, on the effect of nature and environment on our health.

During the congress the Lorentz Eldjarn and the Astrup Prizes were also awarded. The Lorentz Eldjarn



Past president of IFCC, Prof. Maurizio Ferrari and Congress President, Solveig Linko. (Photo: Feng Deng)

Prize for the most prominent study published in the *Scandinavian Journal of Clinical and Laboratory Investigation* (SCJLI) during 2013-2017 was awarded to Linda Hilsted, for her article dealing with paediatric reference intervals. With the Astrup Prize, the Nordic Society for Clinical Chemistry rewards contemporary Nordic research work related to the field of clinical chemistry. This year the winner of the Astrup Prize was Stefan Stender with his study “*Adiposity amplifies the genetic risk of fatty liver disease conferred by multiple loci*”.

In addition to the scientific programme and the exhibition, the 36th Nordic Congress in Clinical Chemistry offered a warm-hearted event to meet old friends and colleagues and to make new acquaintances and connections. The next Nordic Congress in Clinical Chemistry will be held in Trondheim, Norway in 2020. See you there!



News from the “Société Tunisienne de Biologie Clinique” (STBC)

STBC 2018 : Award dedicated to the memory of Professor Abderraouf Mezabaa

by Taieb Messaoud

President, STBC

Prof. Abderrazek Hedhili

IFCC-EB AFBC Representative

Bernard Gouget

General Secretary, FIFBCML

The XXXII National Congress of the “Société Tunisienne de Biologie Clinique” (STBC) on 7-12 May 2018 brought together more than 900 participants over three days and 287 posters at the Royal Hotel Yasmine Hammamet Convention Centre. The International Francophone Federation (FIFBCML) and the Arab Federation of Clinical Biochemistry (AFBC) delegations were largely represented, including Presidents of the National societies and international speakers.

The X Molecular Biology Course is a tradition preceding the congress. This year, it was devoted to haemoglobinopathies. The aim is to become familiar with the new technologies and to get a better understanding of the cause and mechanisms of these pathologies.

The pre-congress workshops were devoted to antimicrobial resistance and method validation. The multidisciplinary scientific programme was rich and varied. The 2018 congress was placed in a spirit of ethics in Laboratory Medicine brilliantly illustrated by Pr. Nouzha Guessous at the Opening.

The IFCC session was dedicated to Clinical Laboratory informatics and automation, how to manage clinical laboratory variability and laboratory accreditation. Many thanks to Prof. Sunil Sethi (SG), Prof. Sergio Bernardini (IT) and Dr. David Kinninburg (CA) for their participation.

This was an excellent time to engage in exchanges with the Tunisian colleagues and to make a small escapade to Tunis which is a captivating destination.

The national Bardo Museum, was the first stop. This jewel of Tunisian heritage, is located at the old Beylic palace; through its collections, the museum represents a big part of Tunisia’s history and it contains the largest collection of mosaics in the world. It was impossible to miss the site of Carthago, designated as a UNESCO World Heritage. Sidi Bou Said located on top of a steep cliff, overlooks the Mediterranean Sea with an absolutely phenomenal view. This town has inspired famous artists such as Paul Klee, and André Gide, a French writer. It was the right place for a short lunch.

Friday’s sessions included four major themes around thrombotic microangiopathies, growth hormone deficiency in children, invisible fungal infections, and food contamination by microorganisms.

The two plenary lectures were dedicated one to “the future developments in Genetics” illustrated by Prof. Etienne Crevier and the other on: “Past, present and future of the bacteriological diagnosis”.

A special session on quality management was organized for technicians. On Saturday, the scientific morning session was on the biological exploration of inflammatory demyelinating diseases of the central nervous system.

Several workshops were devoted to the diagnosis of sepsis, and the New Generation Sequencing techniques in oncology.

A professional session on the revision of the law from 2002 in relation to the clinical biology exercise was the occasion of very animated discussions.

For the first time, the “*Abderraouf Mebazza Research Award in Clinical Biology*” was given to the best research work of two young biologists.

Prof. Abderraouf Mebazaa (1937-2011) was a famous colleague. He was co-founder of the STBC; his human qualities and his scientific skills have left an indelible trace in everyone’s memory. He received a medical doctorate, a master’s degree and a doctorate in sciences before returning to Tunisia in 1973 to serve his country and to start a brilliant academic career at the university and at the hospital.

He was a visionary man. He never ceased to integrate innovation for establishing a modern organization of automated medical laboratories. He established national quality control in Tunisia. The acquisition of chromatography equipment and the introduction of molecular biology techniques allowed him to explore metabolic diseases.

He held several positions, Vice-Dean, Chairman of the Board of National Health, Chairman of the Ethics Committee, and Head of Biology Department. “Raouf” was an honest, faithful man with a keen sense of fairness. His integrity, his sense of duty, and his scientific curiosity make him an exceptional man whom everyone respects and loved deeply.

The 2018 Laureates of the “*Abderraouf Mebazza Research Award in Clinical Biology*” were:

- Sondess Hadj Fredj: Contribution to the study of genetic markers in the variability of the clinical expression of cystic fibrosis in Tunisia (experience over a period of 8 years)
- Imen Ben Mustapha: Contribution of molecular and functional study of lymphoproliferative syndrome with autoimmunity in highly consanguineous populations



Prof. Taieb Ben Messaoud, President STBC; next to him: Mrs. Mebazaa; the awardees and representatives from the Award Committee and from STBC-EB



Palestine sets the tone at the joint “IPCLM-10 and AFCB-15” Conference!

18-21 April 2018
Ramallah, Palestine

by Bernard Gouget

Abbott IFCC-VLP Lecturer

Chair, Award Committee, IPCLM-10 and AFCB-15 Conference

SFBC-International Committee

Counselor for Public Health-FHF

Chair, Committee on Mobile Health and Bioengineering in Laboratory Medicine (C-MHBLM)

General Secretary of FIFBCML

Rania Abu Seir

Chair, IPCLM-10 and AFCB-15 Scientific Committee

Cancer Research Activist, Assistant Professor in Hematology

Department of Medical Laboratory Sciences, Al-Quds University, Abu Dis, Palestine

The 10th International Palestinian Conference of Laboratory Medicine (IPCLM-10) and the 15th Arab Conference of Clinical Biology entitled «*Enabling Laboratory expertise in the era of Automation and Accreditation*» (April 18-21 2018) were hosted in the modern Ramallah, *de facto* recognized as capital city of the Palestinian administration, located about 15 km from North Jerusalem.

This international event was conducted under the patronage of His Excellency President of Palestine, Dr. Mahmoud Abbas, and under the umbrella of the International Federation for Clinical Chemistry (IFCC), the Arab Federation of Clinical Biology (AFCB) and the Palestinian Medical Technology Association (PMTA).

Generally speaking, Ramallah is relatively stable and safe for foreigners. The Arabic colleagues came from Amman (JO) and for the European citizens it is easy to reach Ramallah with passport and Israel visa stamp given at Ben Gurion airport in Lod. Once through the checkpoint, it is a short drive to downtown Ramallah.

The city is known for its relaxed religious atmosphere and as the cultural capital with highly educated population. Before the stop at the Carmel Hotel, the delegations were invited to visit the new and very emotional Yasser Arafat's mausoleum, in the proximity of the tiny Old City called Ramallah Tahta and spend a

few minutes at the new museum near to the faculty of Bir Zeit, the place where the Palestinian conference (PCLM) was established in 1997 to discuss the updates of the medical biology profession.

Since 2014, the PCLM has become international (IPCLM) and has gathered momentum, size and strength for international dialogue and cooperation to answer more challenging questions in the laboratory medicine field.

Upon arriving at The Palestinian Red Crescent Society convention centre, we saw the large exhibition area and auditorium, and realized that Ramallah is really a vibrant Palestinian scientific and business hub.

The conference was held at an international level receiving participations from all the Arabic federation countries and from Sweden, Italy, Portugal, Greece, USA, and France. The number of attendants exceeded 1600 in addition to 72 Palestinian speakers, 10 Arab speakers and 14 international speakers.

More than 140 abstracts were submitted to the scientific committee, brilliantly chaired by Dr. Rania Abu Seir. From those, 33 were accepted for oral presentations and 50 for posters. The posters included microbiology, bioinformatics, cancer research, hematology, public health and epidemiology, blood transfusion, infectious diseases, molecular biology, immunology

and serology, endocrinology, clinical chemistry, clinical toxicology, genetics and cytogenetics, and quality control and assurance.

At the opening ceremony, Prof. M. Ferrari, IFCC Past-President, congratulated warmly Osama Najjar, AFBC and Palestine Medical Technology Association (PMTA) President. O. Najjar recalled that the aim of the conference is to suggest challenging topics in cutting-edge research in order to produce recommendations for the profession. He also mentioned that since the last conference in 2014, the Palestinian Ministry of health established an advisory strategic council for the development of Laboratory medicine in coordination with the universities and with PMTA.

The scientific programme started with a plenary lecture on the “*Interpretation of the genome through NGS*” by Prof. Paolo Fortina, followed by a session dedicated to microbiology on Echinococcosis, Enterobacteriae, antifungal susceptibility, antimicrobial profile of methicillin-resistant Staphylococcus.

The second part of the afternoon session, after a keynote on «*Non-invasive prenatal testing*» by Prof. M. Ferrari, had topics on osteoporosis, phenylketonuria, fetal lung immaturity, and vascular endothelial growth factor were presented. At the end of the day, the IFCC session focused on digitalization of lab medicine, topics presented by Prof. S. Bernardini, Dr. A Haliassos and myself, as speakers.

Prof. L. Chabraoui opened the second day with a plenary lecture on “*Diagnosis of inborn errors of metabolism*”, followed by topics on pesticides and cancer, thalassaemia, allo-immunization. Biomarkers in the era of genomics were discussed during the first part of the afternoon session.

The second IFCC symposium addressed questions on health, drug abuse and environment. On Saturday, the last morning session raised the issues of quality management and the importance of proficiency testing.

It was a great honor to chair the Awards Committee with Prof. S. Bernardini (IFCC, Italy), Prof. A Hedhili (AFBC, Tunisia), Prof. L Chabraoui (IFCC-AFBC EB representative) and and Dr. Khaled Qabaha (Arab American University, Palestine).

Three different awards were given which included a certificate, a souvenir with a prize code, and a budgetary one. They were distributed as follows:

1. *Dr. Atallah Rashmawi's Award*: for best oral Palestinian presentation in laboratory medicine: first place Award-Rashail Faraon, second place-Assalla Abu Shamseye; third place-Etaf Hadyeh.
2. *AFBC Award for best Arab oral presentations*: first place Award– Entisar Al-Hallaq, second place– Raed Ghneim, third place – Mohammad Manassra.
3. *Best Poster Presentation Award*: The best three posters were: first place Award - Anas Sabarnah, second place – Nurah Ayesh, third place- Sharehan Ariqat.

At the end of the congress, the young awardees and other young scientists celebrated their reward in super cool and trendy places. Ramallah is also well known as a very fashionable spot for nightlife!

On Saturday afternoon, President Abbas greeted, at the Palestinian Presidency's office, Arab and International delegations participating in the conference.

We were told that Palestine, as the birthplace of monotheistic religions and multiple civilizations, is and will remain an important home for religious tolerance and coexistence.

The Palestine has always sought to ensure cultural integration, inclusiveness and diversity within all components of society. Palestinian leadership is firmly committed to maintaining social justice and safeguarding fundamental freedoms, human dignity and democracy in compliance with the Palestine Declaration of Independence which calls for equal rights, free of ethnic, sectarian, racial or gender discrimination.

In spite of enduring severe hardships, Palestine will remain committed to building an inclusive, democratic and humanitarian state consistent with the norms and values of contemporary civilized behavior and the body of laws adopted by the international community. Palestine is a Holy land with many faces: grandiose vestiges, majestic landscapes, gastronomy and contemporary art.

Ramallah was the perfect place for the congress and to have the chance to explore the area. Religious or festive, the heart of the city beats day and night. It was difficult to forget the view from the roof top of the hotel of Jerusalem and surroundings.

Osama Najjar reserved many surprises, both scientific and cultural, plunging us into a mosaic of cultures. This congress really contributed to reinforce regional networks of scientific excellence. Thanks to him and all for this opportunity!



President Abbas greeted, at the Palestinian Presidency's office, Arab and International delegations at the conference



News from the EFLM Professional Committee

A new version of the EFLM Syllabus for Postgraduate Education and Training for Specialists in Laboratory Medicine has been released!

by Nuthar Jassam

Corresponding author of the Syllabus

Dept. of Clinical Biochemistry,

Harrogate and District Foundation Trust, UK

The fifth version of the EFLM syllabus was published in July 2018 in Clinical Chemistry and Laboratory Medicine. The published paper of the syllabus represents the long standing EFLM commitment to establish a harmonized curriculum.

The concept of harmonisation of the syllabus for specialists in laboratory medicine goes back to the dawn of the EU with the aim to support building a flexible mobile workforce focused on the future needs of the rapidly growing laboratory medicine practice.

Article continued on next page

A previous EFLM publication showed that while the training, qualifications and scope of laboratory medicine practice may vary across EU member states, the overlap is also significant.

The identification of a common ground between various syllabi in the EU allowed the opportunity to identify common elements that formed the nucleus for version 5 of the syllabus.

A key driver has been to harmonise education and training principles and set standards of practice. This in turn helps catalyse more equitable delivery of laboratory medicine services within and across country borders and ensures greater patient safety.

The fifth version represents the European Federation of Clinical Chemistry and Laboratory Medicine's (EFLM) position statement for the education and training of medical practitioners, scientists and pharmacists practising at the specialist level in laboratory medicine across Europe. It builds on the fourth version (2012), by detailing the knowledge requirements in clinical biochemistry/immunology, haematology/blood transfusion,

microbiology/virology/infection prevention and control, cytogenetics/molecular genetics.

Stronger prominence is given to the skills required in the latest advances in analytical techniques and the use of statistical evaluations; sections on leadership have been expanded to highlight the competencies required to provide services beyond the laboratory.

The syllabus also describes the role of the trainee, trainer and the need for a teaching and learning programme and assessment system to support the training period. The development of soft skills and appropriate attitude to work autonomously as an independent practitioner is described under Professional and Leadership skills module.

The fifth version of the EFLM syllabus comes with a log book to help a trainee in laboratory medicine to keep a record of achieved skills and competencies. Both the syllabus and the log book can be found on the EFLM website under the Professional Committee webpage, Education Committee or under the Publications webpage (www.eflm.eu).

News from the EFLM Working Group for Preanalytical Phase

Joint EFLM-COLABIOCLI Recommendation for venous blood sampling



EUROPEAN FEDERATION OF CLINICAL CHEMISTRY
AND LABORATORY MEDICINE



COLABIOCLI

*by Ana-Maria Simundic
EFLM WG-PRE, Chair
EFLM President-Elect*

EFLM WG-PRE proudly announces the recent publication of the first official EFLM Recommendation: **Joint EFLM-COLABIOCLI Recommendation for venous blood sampling.**

This document provides a joint recommendation for venous blood sampling of the European Federation of Clinical Chemistry and Laboratory Medicine (EFLM) Working Group for Preanalytical Phase (WG-PRE) and Latin American Working Group for Preanalytical Phase (WG-PRE-LATAM) of the Latin America Confederation of Clinical Biochemistry (COLABIOCLI).

Article continued on next page

It offers guidance on the requirements for ensuring that blood collection is a safe and patient-centred procedure and provides practical guidance on how to successfully overcome potential barriers and obstacles to its widespread implementation.

The target audience for this recommendation are healthcare staff members directly involved in blood collection.

This document has been produced by EFLM WG-PRE and endorsed by the WG-PRE-LATAM following the identification of the critical preanalytical procedures involved in venous blood sampling and is, wherever possible, consistent with Clinical and Laboratory Standards Institute (CLSI) and World Health Organization (WHO) guidelines.

Its first draft was circulated to EFLM members for public consultation, in October 2017. All EFLM National societies were invited to take part in the final stage of the development of this document. Public consultation among EFLM National Society Members was open until the end of 2017. All comments received have been taken into account during the document revision.

Revised version has been sent out for voting to all 40 EFLM and 21 COLABIOCLI members. Results were as follows: 33/40 EFLM members and 21/21 COLABIOCLI members have voted in favor of this document, 2 EFLM members voted against and 5 EFLM members abstained from voting.

Hence, this document has now been officially endorsed by EFLM and COLABIOCLI and is to be considered an official EFLM and COLABIOCLI statement.

The authors wish to thank all who have endorsed and supported this Recommendation.

Joint EFLM-COLABIOCLI Recommendation for venous blood sampling has been recently published in CCLM, the official Journal of EFLM.

Recommendation (PDF) as well as some useful tools (educational video, posters and PPT, checklist for audits, knowledge test) may be freely downloaded from the EFLM website (under [Resources/Educational Material page of the WG-PRE](#)).

We encourage professionals throughout Europe and Latin America to adopt and implement this recommendation to improve the quality of blood collection practices and increase patient and workers safety.



EFLM Working Group on Preanalytical Phase



European Union of
Medical Specialists
Section of Laboratory Medicine/
Medical Biopathology



EFLM
EUROPEAN FEDERATION OF CLINICAL CHEMISTRY
AND LABORATORY MEDICINE



10-13 OCTOBER 2018

“LABORATORY MEDICINE AT THE CLINICAL INTERFACE”

TITANIC BEACH LARA HOTEL, ANTALYA – TURKEY

Under the Auspices of



Top reasons why you should attend

Organized by three well-established organizations
TSCB, UEMS and EFLM



Supported by three world organizations
IATDMCT, WASPALM and IFCC

Current topics and well known
speakers in the field



Rich
Exhibition Area

Ethical MedTech
MedTech Europe compliance portal

THE 5TH EFLM-UEMS EUROPEAN JOINT
CONGRESS IN LABORATORY MEDICINE IS
COMPLIANT WITH THE ETHICAL MEDTECH


APPLICATION HAS BEEN EXTENDED TO SEPTEMBER 16, 2018.
UEMS SLM/MB INTERNATIONAL TRAVEL GRANT
A LIMITED NUMBER OF INTERNATIONAL TRAVEL GRANTS ARE
AVAILABLE TO HELP OFFSET TRAVEL EXPENSES TO ATTEND
THE 5TH EFLM-UEMS CONGRESS IN ANTALYA, TURKEY,
OCTOBER 10-13, 2018.

Register now to be a part of this valuable congress



<http://www.eflm-uems-antalya2018.org/>

IFCC PROFESSIONAL SCIENTIFIC EXCHANGE PROGRAMME (PSEP)



My experience at Memorial Sloan Kettering Cancer Center, New York

*by Saswati Das
India*

I had the wonderful opportunity of visiting Memorial Sloan Kettering Cancer Center, New York under the auspices of the International Federation of Clinical Chemistry and Laboratory Medicine (IFCC) Professional Scientific Exchange Programme.

Objectives of the PSEP Program:

1. Learning the applications of LCMS in therapeutic drug monitoring with emphasis on method validation; and
2. Understanding monoclonal immunoglobulin quantitation and bacterial detection using MALDI.

I met Dr. Ramanathan at an AACC meeting. When I expressed my interest in visiting her laboratory, she was very kind to have me as a visiting fellow.

During my five week rotation, I spent my first week in Microbiology studying how mass spectrophotometry was used in detection of pathogens.

Next, I rotated in the Special Proteins Laboratory understanding the use of MALDI in the quantitation of immunoglobulins and learning the interpretation.

I spent a considerable amount of time at the Liquid Chromatography Mass Spectrophotometry Lab learning the analysis of therapeutic drugs and hormones with emphasis on method validation.

During my visit I also rotated through other areas of the laboratory including tumour markers, cytokines, immunosuppressants drug analysis, special proteins, POCT, circulating tumor cells and the stat area of the laboratory.

I had one to one sessions with with the Quality Managers, Supervisors, LIS Managers of the Laboratory Medicine Department. I hope to implement some of these Quality measures for the improved functioning of my laboratory after I return.



Lunch with departmental fellows



Observers from different departments

Article continued on next page



My mentor and laboratory staff

While rotating in the laboratory I was given the opportunity to deliver a lecture to the consultants and staff of MSKCC CLM on “Advances in pre-natal screening”.

My professional plans and career goals after completing my observ-er-ship is to return to India and continue as a full-time research-er and teacher, finding more and more clinical applications in mass spectrometry and encouraging my students to take up research work in this area.

Mass spectrometry studies are not yet well developed in India and not many institutions provide the infra-

structure to conduct these studies. I hope to be a pioneer in applying and sharing advanced skills in this area. I envision passing my knowledge and skills to others on returning to my home country.

At this point I would specially like to mention that the laboratory personnel were extremely kind and helpful. The guidance provided to us by the orientation office staff at MSKCC was very useful while going around the city.

Speaking of the city of New York, it was amazing to have experienced the hospitality of New Yorkers. It was wonderful to have been the guest to such amazing hosts. Sightseeing and tours to various parts of New York City were very interesting and an integral part of my visit.

In the end I would like to thank IFCC for this learning experience and would like to encourage my colleagues from other developing countries to apply and make the most of this wonderful opportunity.

IFCC - Roche Travel Scholarship reports



From the 1st IFCC, EFLM, AFCB Conference
“Laboratory Medicine: Meeting the needs
of Mediterranean Nations”

IFCC and Roche are pleased to present the reports of the IFCC-Roche Travel Scholarship Awardees that attended the 1st IFCC, EFLM, AFCB Conference “Laboratory Medicine: Meeting the needs of Mediterranean Nations”, held in Rome Tor Vergata (IT).

The reports can be read on: <http://www.ifcc.org/ifcc-communications-publications-division-cpd/ifcc-publications/newsletter/ifcc-roche-travel-scholaships-1st-ifcc-eflm-afcb-conference-2018/>.

IFCC Roche Travel Scholarship programme enables Young Scientists from emerging countries to attend major conferences of clinical chemistry and laboratory medicine.

IFCC's Calendar of Congresses, Conferences & Events

Calendar of IFCC Congresses/Conferences and Regional Federations' Congresses

| | | | |
|-------------------|--|--|----------------------|
| Sep 19 - 21, 2018 |  International Federation of Clinical Chemistry and Laboratory Medicine | <i>IFCC Flow Cytometry Workshop</i> | Astana, KZ |
| Sep 24 - 28, 2018 |  International Federation of Clinical Chemistry and Laboratory Medicine | <i>IFCC Flow Cytometry Course : "Cell Processing and Purification"</i> | Munich, DE |
| Sep 26 - 29, 2018 |  27th International CPOCT Symposium The Role of Point-of-Care Testing in a Value-Based Healthcare Landscape September 26-29, 2018 Washington, DC, USA This symposium will explore the current and future roles of point-of-care testing in a healthcare environment with an emphasis on value and quality of care. Register at www.aacc.org/CPOCT2018 Presented in partnership with the AACC Critical and Point of Care Testing Division and the International Federation of Clinical Chemistry and Medicine (IFCC) | <i>27th International CPOCT Symposium - IFCC WG-GMECC - AACC CPOCT</i> | Washington DC, US |
| May 19 - 23, 2019 |  May 19-23 BARCELONA EUROMEDLAB 2019 | <i>XXIII IFCC - EFLM EuroMedLab Barcelona 2019</i> | Barcelona, ES |
| Sep 10 - 13, 2019 |  COLABIOCLI | <i>COLABIOCLI Regional Congress 2019</i> | Panama, PA |
| Nov 17 - 20, 2019 |  15 th APFCB CONGRES 2019 | <i>APFCB Regional Congress 2019</i> | Jaipur, IN |
| May 24 - 28, 2020 |  IFCC WorldLab SEOUL 2020 | <i>XXIV IFCC WorldLab - Seoul 2020</i> | Seoul, KR |
| May 16 - 20, 2021 |  | <i>XXIV IFCC - EFLM EuroMedLab - Munich 2021</i> | Munich, DE |

Calendar continued on next page

May 21 - 25, 2023



XXV IFCC - EFLM WorldLab -
EuroMedLab - Rome 2023

Rome, IT

Calendar of events with IFCC auspices

| | | |
|-----------------------|--|--------------------|
| May 28 - Oct 11, 2018 | <i>Virtual Postgraduate Course in Control of Analytical Quality in the Clinical Laboratory - MODULE I - VIII</i> | Online |
| Sep 26 - 29, 2018 | <i>15th Annual Meeting of the German Society for Clinical Chemistry and Laboratory Medicine - The foundation for diagnosis and therapy</i> | Mannheim, DE |
| Sep 27 - 29, 2018 | <i>18èmes Journées Marocaines de Biologie Clinique</i> | Casablanca, MA |
| Sep 30 - Oct 3, 2018 | <i>Santorini Conference "Systems medicine and personalised health & therapy" - "The odyssey from hope to practice"</i> | Santorini, GR |
| Oct 3 - 5, 2018 | <i>26th BCLF Meeting and 6th National Congress of MSMBLM</i> | Skopje, MK |
| Oct 3 - 5, 2018 | <i>IV Russian Congress of Laboratory Medicine</i> | Moscow, RU |
| Oct 10 - 13, 2018 | <i>5th EFLM UEMS European Congress in Laboratory Medicine</i> | Antalya, TR |
| Oct 11 - 13, 2018 | <i>16th National Congress of Clinical Chemistry</i> | Alexandroupoli, GR |
| Oct 15 - 20, 2018 | <i>7th Biennial Scientific International Conference of the Association of Clinical Chemists of Nigeria (ACCN)</i> | Lagos, NG |
| Oct 16 - 17, 2018 | <i>2èmes Journées Francophones de Biologie Médicale</i> | Paris, FR |
| Oct 16 - 18, 2018 | <i>50th National Congress of S.I.Bio.C. - Laboratory Medicine Innovation in Laboratory Medicine</i> | Naples, IT |
| Oct 18 - 20, 2018 | <i>XIII Ecuadorian Congress of Clinical Biochemistry and IX International Congress of Clinical Biochemistry</i> | Riobamba, EC |
| Oct 18 - 19, 2018 | <i>Journées de l'innovation en biologie (JIB 2018)</i> | Paris, FR |
| Oct 23 - 25, 2018 | <i>Patologia e Medicina di Laboratorio 4.0</i> | Acicastello, IT |
| Oct 24 - 26, 2018 | <i>XII National Congress of Clinical Laboratory</i> | Bilbao, ES |
| Oct 24 - 27, 2018 | <i>X Congreso Argentino de la Calidad en el Laboratorio Clínico - CALILAB</i> | Buenos Aires, AR |
| Oct 26 - 30, 2018 | <i>TBS International Biochemistry Congress 2018 / 29th National Biochemistry Congress</i> | Bodrum, TR |

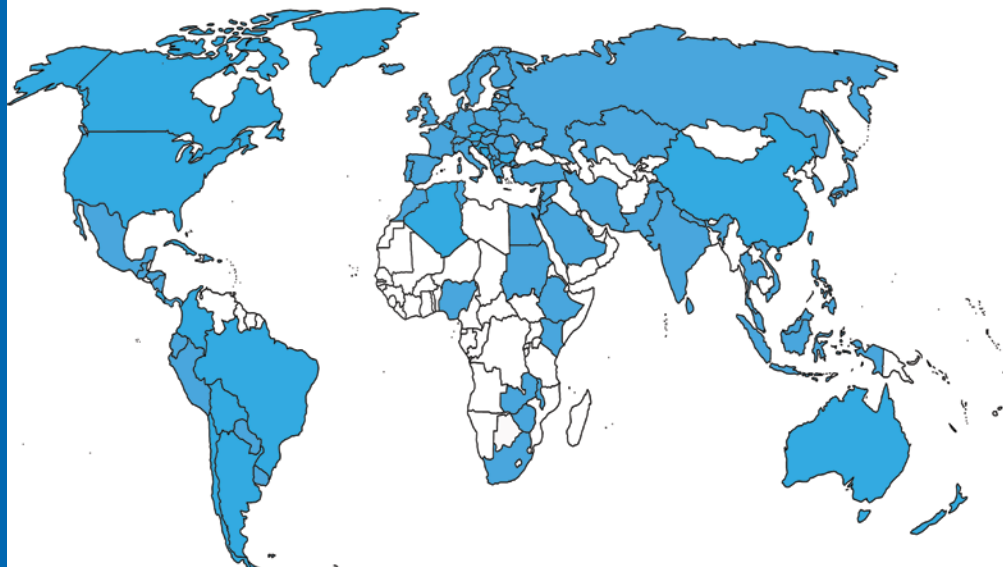
Calendar continued on next page

| | | |
|----------------------|--|------------------|
| Oct 29 - 30, 2018 | <i>5th Congress on eCardiology and eHealth</i> | Moscow, RU |
| Oct 30, 2018 | <i>International Conference on Laboratory Medicine "Laboratory Medicine: 25 Years On"</i> | Padova, IT |
| Nov 1 - 3, 2018 | <i>LMCE 2018 and KSLM 59th Annual Meeting</i> | Seoul, KR |
| Nov 1 - 4, 2018 | <i>2nd International Cell Death Research Congress</i> | Izmir, TR |
| Nov 9 - 12, 2018 | <i>18º Congreso Internacional del Colegio Nacional de Bacteriología</i> | Barranquilla, CO |
| Nov 13, 2018 | <i>Workshop on Alzheimer's disease "Making the point"</i> | Prague, CZ |
| Nov 21, 2018 | <i>Réunion LABAC</i> | Paris, FR |
| Nov 28 - Dec 1, 2018 | <i>II International Conference of the Bolivian Society of Clinical Biochemistry</i> | La Paz, BO |
| Nov 29, 2018 | <i>International Scientific Meeting of the Centre of Metrological Traceability in Laboratory Medicine (CIRME): "Standardization in Laboratory Medicine and Patient Safety"</i> | Milan, IT |
| Dec 5 - 6, 2018 | <i>4th Annual Meeting, Saudi Society for Clinical Chemistry</i> | Riyadh, SA |
| Dec 7 - 8, 2018 | <i>52e Journée de Biologie Praticienne</i> | Paris, FR |
| Dec 24 - 27, 2018 | <i>2nd International Congress on Biomedicine</i> | Teheran, IR |
| Feb 7 - 8, 2019 | <i>International Congress on Quality in Laboratory Medicine</i> | Helsinki, FI |
| Mar 22 - 23, 2019 | <i>5th EFLM European Conference on Preanalytical Phase "Preanalytical Challenges - time for solutions"</i> | Zagreb, HR |
| Apr 4 - 5, 2019 | <i>10th European Symposium on Clinical Laboratory and In Vitro Diagnostic Industry: 'The Clinical Laboratory in the Pregnancy Monitoring'</i> | Barcelona, ES |
| May 18, 2019 | <i>VII International Symposium Laboratory Medicine and Quality - Satellite Meeting IFCC-EFLM EUROMEDLAB 2019</i> | Barcelona, ES |
| May 19, 2019 | <i>International Symposium : Breast Cancer and Environment - Satellite Meeting IFCC-EFLM EUROMEDLAB 2019</i> | Barcelona, ES |
| May 19, 2019 | <i>International Symposium: Standardization and Recommendations in the Laboratory of Haematology - Satellite Meeting IFCC-EFLM EUROMEDLAB 2019</i> | Barcelona, ES |
| Sep 11 - 13, 2019 | <i>XXIV Congreso Latinoamericano de Bioquímica Clínica (COLABIOCLI) and XIV Congreso Nacional de Laboratoristas Clínicos de Panamá</i> | Panama City, PA |
| Jun 9 - 12, 2020 | <i>XXXVII Nordic Congress in Medical Biochemistry</i> | Trondheim, NO |

IFCC MEMBERSHIP

Full Members

| | |
|-----------------------------------|---------------------------|
| Albania (AL) | Latvia (LV) |
| Algeria (DZ) | Lebanon (LB) |
| Argentina (AR) | Lithuania (LT) |
| Australia and New Zealand (AU/NZ) | Luxembourg (LU) |
| Austria (AT) | Macedonia (MK) |
| Belarus (BY) | Malawi (MW) |
| Belgium (BE) | Malaysia (MY) |
| Bolivia (BO) | Mexico (MX) |
| Bosnia Herzegovina (BA) | Montenegro (MNE) |
| Brazil (BR) | Morocco (MA) |
| Bulgaria (BG) | Netherlands (NL) |
| Canada (CA) | Nepal (NP) |
| Chile (CL) | Nigeria (NG) |
| China (Beijing) (CN) | Norway (NO) |
| China (Taipei) (TW) | Pakistan (PK) |
| Colombia (CO) | Palestine (PS) |
| Croatia (HR) | Panama (PA) |
| Cuba (CU) | Paraguay (PY) |
| Cyprus (CY) | Peru (PE) |
| Czech Republic (CZ) | Philippine (PH) |
| Denmark (DK) | Poland (PL) |
| Dominican Republic (DO) | Portugal (PT) |
| Ecuador (EC) | Romania (RO) |
| Egypt (EG) | Russia (RU) |
| Estonia (EE) | Saudi Arabia (SA) |
| Ethiopia (ET) | Serbia (SRB) |
| Finland (FI) | Singapore (SG) |
| France (FR) | Slovak Republic (SK) |
| Germany (DE) | Slovenia (SI) |
| Greece (GR) | South Africa (ZA) |
| Guatemala (GT) | Spain (ES) |
| Hong Kong (HK) | Sri Lanka (LK) |
| Hungary (HU) | Sudan (SD) |
| Iceland (IS) | Sweden (SE) |
| India (IN) | Switzerland (CH) |
| Indonesia (ID) | Syrian Arab Republic (SY) |
| Iran (IR) | Thailand (TH) |
| Ireland (IE) | Tunisia (TN) |
| Israel (IL) | Turkey (TR) |
| Italy (IT) | Ukraine (UA) |
| Japan (JP) | United Kingdom (UK) |
| Jordan (JO) | United States (US) |
| Kazakhstan (KZ) | Uruguay (UY) |
| Kenya (KE) | Vietnam (VN) |
| Korea (KR) | Zambia (ZM) |
| Kosovo (XK) | Zimbabwe (ZW) |



Corporate Members

| | |
|--|--|
| Abbott | Mitsubishi Chemical Europe, GmbH |
| ADx Neurosciences | Ningbo MedicalSystem Biotech. Co., Ltd. |
| Agappe Diagnostics, Ltd. | Nova Biomedical Corporation |
| Analís R&D Diag. | Oneworld Accuracy Collaboration |
| Asahi Kasei Pharma Corp., AS | Ortho-Clinical Diagnostics, Inc. |
| BD Life Sciences – Preanalytical Systems | PPD Inc. |
| Beckman Coulter, Inc. | Radiometer Medical ApS |
| Beijing Dream Diagnostics Medicine (DDM) Technology Co. Ltd. | Randox Laboratories, Ltd. |
| The Binding Site Group, Ltd. | Roche Diagnostics, GmbH |
| Bio-Rad Laboratories | Sebia S.A. |
| C.P.M. Diagnostic Research, SAS | Sekisui Diagnostics (Uk) Ltd. |
| DiaSys Diagnostic Systems GmbH | Sentinel CH SpA |
| Diatron | Shanghai Kehua Bio-Engineering Co., Ltd. |
| Fujifilm Wako Pure Chemical Corporation | Shanghai Zhicheng Biol. Tech. Co., Ltd. |
| Fujirebio Europe | Sichuan Maccura Biotechnology Co., Ltd. |
| Gentian, AS | Siemens Healthcare Diagnostics |
| Helena Biosciences Europe | Snibe Co., Ltd. |
| Hemas Hospitals (PVT) Ltd. | Sysmex Europe, GmbH |
| HyTest, Ltd. | Thermo Fisher Scientific |
| A. Menarini Diagnostics | Timedico A/S |
| Mindray | Labor Dr. Wisplinghoff |

Affiliate Members

| |
|---|
| Brazil: Sociedade Brasileira de Patologia Clínica / Medicina Laboratorial (SBPC/ML) |
| China: Lab Medicine Committee, China Association of Medical Equipment (LMC) |
| Egypt: Egyptian Association of Healthcare Quality and Patient Safety |
| France: French National Network of Accredited Laboratories of Medical Biology (LABAC) |
| India: Association of Medical Biochemists of India (AMBI) |
| Iran: Iranian Association of Clinical Laboratory Doctors (IACLD) |
| Jordan: Society for Medical Technology & Laboratories (SMTL) |
| Kazakhstan: Public Association - Federation of Laboratory Medicine (FLM) |
| Mexico: Federación Nacional de Químicos Clínicos (CONAQUIC A.C.) |
| Nepal: Nepalese Association for Clinical Chemistry (NACC) |
| Philippines: Philippine Council for Quality Assurance in Clinical Laboratories (PCQACL) |
| Russia: Regional Association for Clinical Laboratory Diagnosis, St. Petersburg |
| Spain: Asociación Española de Farmacéuticos Analistas (AEFA) |
| Turkey: Society of Clinical Biochemistry Specialists (KBUD) |
| Ukraine: Association for Quality Assurance of Laboratory Medicine (AQALM) |

Regional Federations

| |
|---|
| Arab Federation of Clinical Biology (AFCB) |
| African Federation of Clinical Chemistry (AFCC) |
| Asia-Pacific Federation for Clinical Biochemistry and Laboratory Medicine (APFCB) |
| European Federation of Clinical Chemistry and Laboratory Medicine (EFLM) |
| Latin America Confederation of Clinical Biochemistry (COLABIOCLI) |
| North American Federation of Clinical Chemistry and Laboratory Medicine (NAFCC) |

Publisher

**Communications and Publications
Division (CPD) of the IFCC**

Starting in 2018, the Communications and Publications Division publishes ten editions of the e-News per year, including two double issues.

Editor

Tahir Pillay, MB ChB, PhD, FRCPath (Lon), FCPATH (SA)
Department of Chemical Pathology
University of Pretoria, South Africa
E-mail: enews@ifcc.org

Design & Production:



www.insoftdigital.com

Circulation

The eNews is distributed to all IFCC members registered on-line to receive it and to all IFCC sponsors.

Deadlines for submissions to the eNews

N° 1 – February: by mid January

N° 2 – March: by mid February

N° 3 – April: by mid March

N° 4 – May: by mid April

N° 5 – June: by mid May

N° 6/7 – July/August: by mid June

N° 8 – September: by mid August

N° 9 – October: by mid September

N° 10 – November: by mid October

N° 11/12 – December: by mid November

If you want to submit an article or advertisement to be published in the eNews, send it to:

Tahir Pillay, Editor, IFCC eNews

E-mail: enews@ifcc.org

Copyright © 2018 IFCC. All rights reserved.

Contents may not be reproduced without the prior permission of the Communications and Publications Division (CPD) of the IFCC.